

Revenue Authority

AGENCY OVERVIEW

THE CAPITAL BUDGET OF THE REVENUE AUTHORITY IS SEPARATE AND DISTINCT FROM THE COUNTY'S CAPITAL IMPROVEMENT PROGRAM. IT IS BEING SHOWN HERE FOR INFORMATIONAL PURPOSES ONLY.

Agency Description

The Revenue Authority provides community outreach, real estate development, public-private infrastructure partnerships, collection and enforcement services to Prince George's County residents in order to protect the safety and promote economic vitality of the County.

FY 2023 Funding Sources

- Other – 98.3%
- Revenue Bonds – 1.7%

FY 2023 – 2028 Program Highlights

- Construction continues for the Suitland Manor project.

- In FY 2023, construction is expected to begin on the Hyattsville Justice Center renovation project.
- Fiscal closeout is anticipated to be completed for the University of Maryland Capital Region Health Medical Center Garage project in FY 2023.
- Construction to begin in FY 2023 for the new Suitland Workforce Housing – Building K project.

New Projects

CIP ID # / PROJECT NAME

4.91.0006 / Suitland Workforce Housing – Building K

Deleted Projects

CIP ID # / PROJECT NAME

4.91.0001 / Hamilton Street Garage

Revised Projects

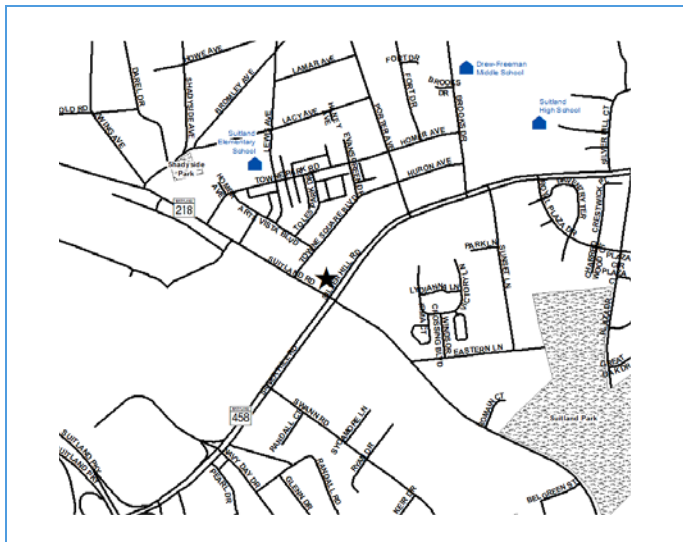
Project Name	Alternate Funding Source Required	Revisions			
		Total Project Cost Increase	Total Project Cost Decrease	Project Schedule Delayed	Project Schedule Accelerated
Hyattsville Justice Center Garage				X	

Program Summary

Category/Description	Total Project Cost	Life to Date Actual	FY 2022 Estimate	Total 6 Years	Budget Year FY 2023	FY 2024	FY 2025	FY 2026	FY 2027	FY 2028	Beyond 6 Years
EXPENDITURE											
PLANS	\$1,291	\$1,291	\$—	\$—	\$—	\$—	\$—	\$—	\$—	\$—	\$—
LAND	30,000	25,225	2,775	2,000	2,000	—	—	—	—	—	—
CONSTR	249,141	29,841	2,500	216,800	130,800	60,000	26,000	—	—	—	—
EQUIP	806	806	—	—	—	—	—	—	—	—	—
OTHER	53,562	10,562	5,000	38,000	30,000	4,000	4,000	—	—	—	—
TOTAL	\$334,800	\$67,725	\$10,275	\$256,800	\$162,800	\$64,000	\$30,000	\$—	\$—	\$—	\$—
FUNDING											
REVENUE	\$68,000	\$57,845	\$7,380	\$2,775	\$2,775	\$—	\$—	\$—	\$—	\$—	\$—
OTHER	266,800	9,150	150	257,500	163,500	64,000	30,000	—	—	—	—
TOTAL	\$334,800	\$66,995	\$7,530	\$260,275	\$166,275	\$64,000	\$30,000	\$—	\$—	\$—	\$—
OPERATING IMPACT											
PERSONNEL				\$—	\$—	\$—	\$—	\$—	\$—	\$—	
OPERATING				—	—	—	—	—	—	—	
DEBT				—	—	—	—	—	—	—	
OTHER				—	—	—	—	—	—	—	
TOTAL				\$—	\$—	\$—	\$—	\$—	\$—	\$—	

Project Listing

CIP ID#	Project Name	Address	Planning Area	Council District	Project Class	Total Project Cost (000)	Completion Date
4.91.0004	Hyattsville Justice Center Garage	499 Rhode Island Avenue, Hyattsville	Hyattsville, Riverdale, Mt. Rainer - Brentwood	Two	Rehabilitation	\$6,800	TBD
4.91.0003	Suitland Project	Suitland & Silver Hill Road, Suitland	Suitland, District Heights & Vicinity	Seven	New Construction	138,000	FY 2024
4.91.0006	Suitland Workforce Housing - Building K	Naylor Road, Suitland	Suitland, District Heights & Vicinity	Seven	New Construction	150,000	FY 2025
4.91.0005	University of Maryland (UM) Capital Region Medical Center Garage	Lottsford Road & Medical Center Drive, Largo	Largo-Lottsford	Six	New Construction	40,000	FY 2022
Program Total						\$334,800	
NUMBER OF PROJECTS = 4							



Description: For the purpose of this project is the acquisition, relocation, demolition and clearance of approximately 33 acres of commercial and residential properties for redevelopment. This project is a component of a broader Suitland revitalization initiative to improve the business climate and residential community in the area adjacent to the Suitland Federal Center.

Justification: Pursuant to the Revenue Authority Act, the Revenue Authority is authorized to issue bonds for purposes of financing or refinancing the "cost" of a "project" (as such terms are defined in the Revenue Authority Act), including financing the costs of acquiring land and other property. In furtherance of such authority, the Revenue Authority expects to issue the bonds for purposes of financing certain costs of the Revenue Authority and/or the Redevelopment Authority.

Highlights: The construction phase continues. In FY 2023, 'Other' funding is from bond proceeds that will be acquired by the Revenue Authority.

Enabling Legislation: Not Applicable

Location		Status	
Address	Suitland & Silver Hill Road, Suitland	Project Status	Under Construction
Council District	Seven	Class	New Construction
Planning Area	Suitland, District Heights & Vicinity	Land Status	Acquisition Complete

PROJECT MILESTONES

	Estimate	Actual
1 st Year in Capital Program		FY 2017
1 st Year in Capital Budget		FY 2017
Completed Design		FY 2021
Began Construction	FY 2022	
Project Completion	FY 2024	

CUMULATIVE APPROPRIATION (000'S)

Life to Date	FY 2022 Estimate	FY 2023	Total
\$34,525	\$3,475	\$50,000	\$88,000

Project Summary

Category/Description	Total Project Cost	Life to Date Actual	FY 2022 Estimate	Total 6 Years	Budget Year FY 2023	FY 2024	FY 2025	FY 2026	FY 2027	FY 2028	Beyond 6 Years
EXPENDITURE											
PLANS	\$—	\$—	\$—	\$—	\$—	\$—	\$—	\$—	\$—	\$—	\$—
LAND	28,000	25,225	2,775	—	—	—	—	—	—	—	—
CONSTR	100,000	—	—	100,000	50,000	30,000	20,000	—	—	—	—
EQUIP	—	—	—	—	—	—	—	—	—	—	—
OTHER	10,000	9,300	700	—	—	—	—	—	—	—	—
TOTAL	\$138,000	\$34,525	\$3,475	\$100,000	\$50,000	\$30,000	\$20,000	\$—	\$—	\$—	\$—
FUNDING											
REVENUE	\$28,000	\$24,645	\$580	\$2,775	\$2,775	\$—	\$—	\$—	\$—	\$—	\$—
OTHER	110,000	9,150	150	100,700	50,700	30,000	20,000	—	—	—	—
TOTAL	\$138,000	\$33,795	\$730	\$103,475	\$53,475	\$30,000	\$20,000	\$—	\$—	\$—	\$—
OPERATING IMPACT											
PERSONNEL				\$—	\$—	\$—	\$—	\$—	\$—	\$—	\$—
OPERATING				—	—	—	—	—	—	—	—
DEBT				—	—	—	—	—	—	—	—
OTHER				—	—	—	—	—	—	—	—
TOTAL				\$—	\$—	\$—	\$—	\$—	\$—	\$—	\$—



Description: The existing parking structure is over 30 years old and has begun to experience deterioration. The deterioration is having a negative impact on garage operations and public safety. After reviewing the physical assessment performed by an outside consultant, the Revenue Authority is proposing a \$6.8 million total garage renovation that will address the structural integrity of the building and public safety concerns.

Justification: The demand for parking at the Hyattsville Justice Center is on average 85% to 95% of total capacity. Extending the life of the structure is necessary for operations and revenue generation. A comprehensive 2014 assessment of the overall site revealed a number of structural and safety issues that would need to be addressed within the next few years.

Highlights: The renovation project will continue. In FY 2023, 'Other' funding is from bond proceeds that will be acquired by the Revenue Authority.

Enabling Legislation: Not Applicable

Location		Status	
Address	499 Rhode Island Avenue, Hyattsville	Project Status	Design Not Begun
Council District	Two	Class	Rehabilitation
Planning Area	Hyattsville, Riverdale, Mt. Rainer - Brentwood	Land Status	Publicly Owned Land

PROJECT MILESTONES

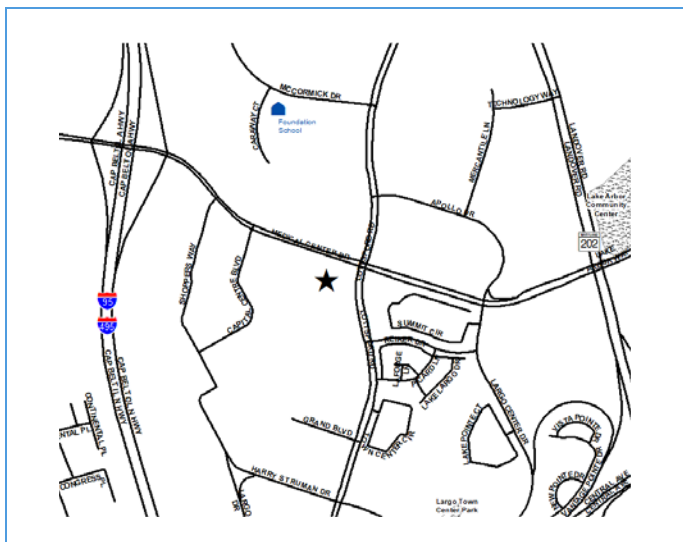
	Estimate	Actual
1 st Year in Capital Program		FY 2017
1 st Year in Capital Budget		FY 2017
Completed Design	TBD	
Began Construction	TBD	
Project Completion	TBD	

CUMULATIVE APPROPRIATION (000'S)

Life to Date	FY 2022 Estimate	FY 2023	Total
\$0	\$0	\$6,800	\$6,800

Project Summary

Category/Description	Total Project Cost	Life to Date Actual	FY 2022 Estimate	Total 6 Years	Budget Year FY 2023	FY 2024	FY 2025	FY 2026	FY 2027	FY 2028	Beyond 6 Years
EXPENDITURE											
PLANS	\$—	\$—	\$—	\$—	\$—	\$—	\$—	\$—	\$—	\$—	\$—
LAND	—	—	—	—	—	—	—	—	—	—	—
CONSTR	6,800	—	—	6,800	6,800	—	—	—	—	—	—
EQUIP	—	—	—	—	—	—	—	—	—	—	—
OTHER	—	—	—	—	—	—	—	—	—	—	—
TOTAL	\$6,800	\$—	\$—	\$6,800	\$6,800	\$—	\$—	\$—	\$—	\$—	\$—
FUNDING											
OTHER	\$6,800	\$—	\$—	\$6,800	\$6,800	\$—	\$—	\$—	\$—	\$—	\$—
TOTAL	\$6,800	\$—	\$—	\$6,800	\$6,800	\$—	\$—	\$—	\$—	\$—	\$—
OPERATING IMPACT											
PERSONNEL				\$—	\$—	\$—	\$—	\$—	\$—	\$—	
OPERATING				—	—	—	—	—	—	—	
DEBT				—	—	—	—	—	—	—	
OTHER				—	—	—	—	—	—	—	
TOTAL				\$—	\$—	\$—	\$—	\$—	\$—	\$—	



Description: The University of Maryland Capital Region Medical Center Parking Facility will be a 1,100 space garage. The garage will be constructed to support the new hospital and adjacent medical office building. In addition to transforming the health care environment in the County, the Medical Center will play a significant role in the redevelopment of Largo Town Center, one of the first areas designated to be Downtown Prince George's.

Justification: The University of Maryland Capital Region Medical Center will generate an anticipated 3,279 direct construction jobs in the County, which will be created from the \$429.5 million construction budget. Approximately \$634.9 million in economic development activity is expected to be generated, with 4,853 total jobs supported because of project construction. An anticipated \$397 million in economic activity in Prince George's County will be directly generated from the Regional Medical Center, with the support of 2,641 additional workers.

Highlights: In FY 2022, fiscal closeout began. In FY 2023, the University of Maryland Capital Region Medical Center Parking Facility is projected to be completed.

Enabling Legislation: Not Applicable

Location		Status	
Address	Lottsford Road & Medical Center Drive, Largo	Project Status	Under Construction
Council District	Six	Class	New Construction
Planning Area	Largo-Lottsford	Land Status	No Land Involved

PROJECT MILESTONES

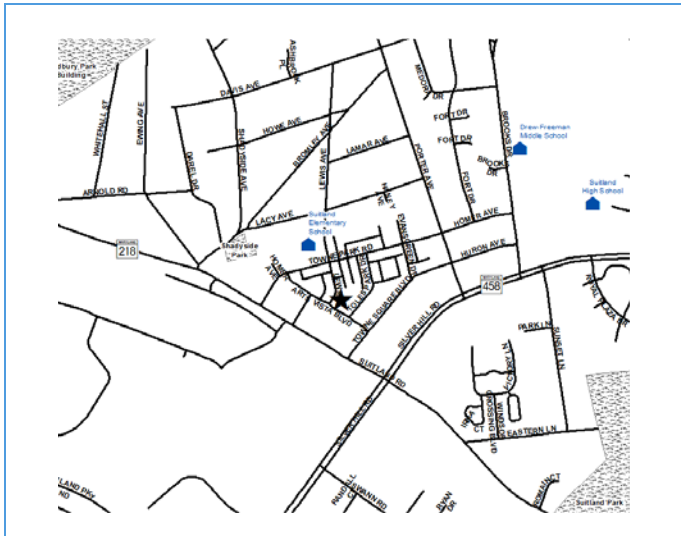
	Estimate	Actual
1 st Year in Capital Program		FY 2019
1 st Year in Capital Budget		FY 2019
Completed Design		FY 2020
Began Construction		FY 2020
Project Completion	FY 2022	

CUMULATIVE APPROPRIATION (000'S)

Life to Date	FY 2022 Estimate	FY 2023	Total
\$33,200	\$6,800	\$0	\$40,000

Project Summary

Category/Description	Total Project Cost	Life to Date Actual	FY 2022 Estimate	Total 6 Years	Budget Year FY 2023	FY 2024	FY 2025	FY 2026	FY 2027	FY 2028	Beyond 6 Years
EXPENDITURE											
PLANS	\$1,291	\$1,291	\$—	\$—	\$—	\$—	\$—	\$—	\$—	\$—	\$—
LAND	—	—	—	—	—	—	—	—	—	—	—
CONSTR	32,341	29,841	2,500	—	—	—	—	—	—	—	—
EQUIP	806	806	—	—	—	—	—	—	—	—	—
OTHER	5,562	1,262	4,300	—	—	—	—	—	—	—	—
TOTAL	\$40,000	\$33,200	\$6,800	\$—	\$—	\$—	\$—	\$—	\$—	\$—	\$—
FUNDING											
REVENUE	\$40,000	\$33,200	\$6,800	\$—	\$—	\$—	\$—	\$—	\$—	\$—	\$—
TOTAL	\$40,000	\$33,200	\$6,800	\$—	\$—	\$—	\$—	\$—	\$—	\$—	\$—
OPERATING IMPACT											
PERSONNEL				\$—	\$—	\$—	\$—	\$—	\$—	\$—	\$—
OPERATING				—	—	—	—	—	—	—	—
DEBT				—	—	—	—	—	—	—	—
OTHER				—	—	—	—	—	—	—	—
TOTAL				\$—	\$—	\$—	\$—	\$—	\$—	\$—	\$—



Description: The Suitland Workforce Housing - Building K project will be the first of its kind in Suitland, Maryland. In coordination with development plans already in place, the Suitland area is going through major redevelopment and this project is earmarked to providing housing to those members of the community such as teachers, fireman, and policeman.

Justification: Pursuant to the Revenue Authority Act, the Revenue Authority is authorized to issue bonds for purposes of financing or refinancing the "cost" of a "project" (as such terms are defined in the Revenue Authority Act), including financing the costs of acquiring land and other property. In furtherance of such authority, the Revenue Authority expects to issue the bonds for purposes of financing certain costs of the Revenue Authority and/or the Redevelopment Authority.

Highlights: In FY 2023, 'Other' funding is from bond proceeds that will be acquired by the Revenue Authority. A designated development team will manage construction and operation of the project until it reaches stabilization at which point it will be turned back over to the Revenue Authority. This project is currently going through the approval process with planned construction to begin in 2023.

Enabling Legislation: Not Applicable

Location		Status	
Address	Naylor Road, Suitland	Project Status	Design Not Begun
Council District	Seven	Class	New Construction
Planning Area	Suitland, District Heights & Vicinity	Land Status	Acquisition Complete

PROJECT MILESTONES

	Estimate	Actual
1 st Year in Capital Program		FY 2023
1 st Year in Capital Budget		FY 2023
Completed Design	FY 2023	FY 2023
Began Construction	FY 2023	
Project Completion	FY 2025	

CUMULATIVE APPROPRIATION (000'S)

Life to Date	FY 2022 Estimate	FY 2023	Total
\$0	\$0	\$106,000	\$106,000

Project Summary

Category/Description	Total Project Cost	Life to Date Actual	FY 2022 Estimate	Total 6 Years	Budget Year FY 2023	FY 2024	FY 2025	FY 2026	FY 2027	FY 2028	Beyond 6 Years
EXPENDITURE											
PLANS	\$—	\$—	\$—	\$—	\$—	\$—	\$—	\$—	\$—	\$—	\$—
LAND	2,000	—	—	2,000	2,000	—	—	—	—	—	—
CONSTR	110,000	—	—	110,000	74,000	30,000	6,000	—	—	—	—
EQUIP	—	—	—	—	—	—	—	—	—	—	—
OTHER	38,000	—	—	38,000	30,000	4,000	4,000	—	—	—	—
TOTAL	\$150,000	\$—	\$—	\$150,000	\$106,000	\$34,000	\$10,000	\$—	\$—	\$—	\$—
FUNDING											
OTHER	\$150,000	\$—	\$—	\$150,000	\$106,000	\$34,000	\$10,000	\$—	\$—	\$—	\$—
TOTAL	\$150,000	\$—	\$—	\$150,000	\$106,000	\$34,000	\$10,000	\$—	\$—	\$—	\$—
OPERATING IMPACT											
PERSONNEL				\$—	\$—	\$—	\$—	\$—	\$—	\$—	
OPERATING				—	—	—	—	—	—	—	
DEBT				—	—	—	—	—	—	—	
OTHER				—	—	—	—	—	—	—	
TOTAL				\$—	\$—	\$—	\$—	\$—	\$—	\$—	

