

Board of Education

AGENCY OVERVIEW

Agency Description

The Public School System of Prince George’s County operates a comprehensive learning program for approximately 136,000 students of all abilities and grade levels. The public schools operate under the legal framework provided by the laws of the State of Maryland and the administrative standards promulgated by the State Board of Education. Local policy is made by an elected nine-member panel from the Board of Education and is administered by the Superintendent of Schools for Prince George’s County.

Facilities

During FY 2024 (School Year 2023-2024), the Board of Education will operate 120 elementary schools (K through 5th Grade), 24 middle schools (6th through 8th Grade), 20 high schools (9th through 12th Grade), 13 special schools and centers, 12 academies (K through 8) and nine charter schools for a total of 198 schools and centers.

Needs Assessment

Capital projects are prioritized in the following order:

1. Projects currently underway
2. State-approved capital projects
3. County-funded maintenance projects
4. Auditoriums, gymnasiums and assembly halls
5. Non-instructional support projects, such as garage facilities

FY 2024 Funding Sources

- General Obligation Bonds – 60.5%

- State Funding – 39.5%

FY 2024-2029 Program Highlights

- Significant investment for Suitland (HS) Annex Replacement to address the dramatic increase in construction costs.
- Continued investment for Alternative Financing Projects to establish funding for construction of schools through Public Private Partnerships.
- Significant investments are included to support both New Northern Adelphi High School (HS) and High Point HS.
- County funding supports roof repairs to aging county school roofs.
- Stand-Alone classrooms, which are utilized to address capacity issues within the schools, are programmed with County funding.
- County and State funding continue to support systemic repairs to schools in need of repair to structural systems such as boilers, windows, piping, HVAC and elevators.

New Projects

None

Deleted Projects

CIP ID # \ PROJECT NAME \ REASON

4.77.0013 \ Chlorofluorocarbons (CFC) Control And A/C Modernization \ Merged into the HVAC Upgrades project

Revised Projects

Project Name	Alternate Funding Source Required	Revisions			
		Total Project Cost Increase	Total Project Cost Decrease	Project Schedule Delayed	Project Schedule Accelerated
ADA Upgrades		X			
Aging Schools Program (ASP)		X			
Alternative Financing Projects		X			
Asbestos Ceiling Tile Replacement		X			
Bowie HS Annex Limited Renovation		X		X	
Buried Fuel Tank Replacements		X			
C. Elizabeth Reig ES Replacement				X	
Central Garage/Transp. Dept. Improvement		X			
Cherokee Lane ES				X	
Cool Spring Judith Hoyer Modernization			X		X
Fairmont Heights High School				X	
HVAC Upgrades			X		
High Point HS SEI Renovation		X			
International School at Langley Park			X		
Kitchen and Food Services			X		
Land, Building and Infrastructure			X		
Major Repairs		X			
New Glenridge Area Middle School (MS)			X		
New Northern Adelphi Area HS			X	X	
Open Space Pods		X			
Parking Lots/Driveways		X			
Planning & Design			X		
Playground Equipment		X			
Roof Replacements		X			
Secondary School Reform (SSR)		X			
Security Upgrades			X		
Staged Renovation Projects		X			
Stand-Alone Classrooms		X			
Suitland Annex Replacement		X			
Systemic Replacements 2		X			
Tulip Grove ES Replacement				X	
William Schmidt Educational Center			X		

Program Summary

Category/Description	Total Project Cost	Life to Date Actual	FY 2023 Estimate	Total 6 Years	Budget Year FY 2024	FY 2025	FY 2026	FY 2027	FY 2028	FY 2029	Beyond 6 Years
EXPENDITURE											
PLANS	\$260,574	\$4,996	\$1,527	\$209,924	\$4,000	\$4,000	\$10,000	\$67,034	\$74,627	\$50,263	\$44,127
LAND	9,756	—	—	9,756	2,439	—	—	2,439	2,439	2,439	—
CONSTR	2,561,622	509,393	651,691	818,570	156,235	177,256	107,710	103,641	153,513	120,215	581,968
EQUIP	6,841	6,841	—	—	—	—	—	—	—	—	—
OTHER	594,186	241,202	103,354	196,084	271	2,000	6,000	12,271	65,271	110,271	53,546
TOTAL	\$3,432,979	\$762,432	\$756,572	\$1,234,334	\$162,945	\$183,256	\$123,710	\$185,385	\$295,850	\$283,188	\$679,641
FUNDING											
GO BONDS	\$2,348,870	\$690,520	\$302,114	\$755,098	\$98,414	\$115,605	\$103,473	\$123,953	\$173,224	\$140,429	\$601,138
STATE	1,007,621	308,478	135,867	484,773	64,138	67,651	20,237	61,432	124,126	147,189	78,503
OTHER	76,488	65,090	11,398	—	—	—	—	—	—	—	—
TOTAL	\$3,432,979	\$1,064,088	\$449,379	\$1,239,871	\$162,552	\$183,256	\$123,710	\$185,385	\$297,350	\$287,618	\$679,641
OPERATING IMPACT											
PERSONNEL				\$—	\$—	\$—	\$—	\$—	\$—	\$—	
OPERATING				—	—	—	—	—	—	—	
DEBT				—	—	—	—	—	—	—	
OTHER				—	—	—	—	—	—	—	
TOTAL				\$—	\$—	\$—	\$—	\$—	\$—	\$—	

Project Listing

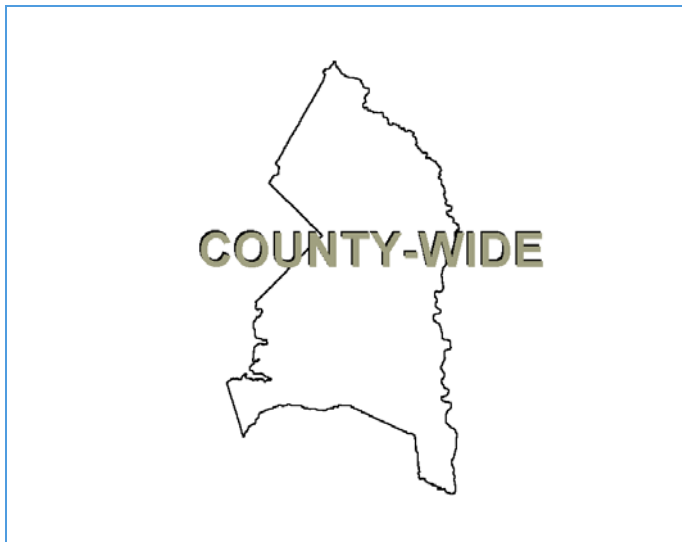
CIP ID#	Project Name	Address	Planning Area	Council District	Project Class	Total Project Cost (000)	Completion Date
4.77.0005	ADA Upgrades	Countywide	Not Assigned	Countywide	Rehabilitation	\$15,359	Ongoing
3.77.0002	Aging Schools Program (ASP)	Countywide	Not Assigned	Countywide	Rehabilitation	24,508	Ongoing
8.77.0002	Alternative Financing Projects (ACF)	Countywide	Not Assigned	Countywide	New Construction	643,171	TBD
4.77.0014	Asbestos Ceiling Tile Replacement	Countywide	Not Assigned	Countywide	Rehabilitation	16,542	Ongoing
4.77.0086	Beacon Heights ES Addition	6929 Furman Parkway, Riverdale	Defense Hgts.-Bladensburg and Vicinity	Three	Rehabilitation	38,225	TBD
4.77.0087	Bladensburg ES Addition	4915 Annapolis Road, Bladensburg	Defense Hgts.-Bladensburg and Vicinity	Five	Rehabilitation	12,500	TBD
4.77.0026	Bowie HS Annex Limited Renovation	3021 Belair Drive, Bowie	City of Bowie	Four	Rehabilitation	25,993	TBD
4.77.0008	Buried Fuel Tank Replacements	Countywide	Not Assigned	Countywide	Replacement	13,809	Ongoing
4.77.0024	C. Elizabeth Rieg ES Replacement	15542 Peach Walker Drive, Bowie	City of Bowie	Four	Rehabilitation	9,040	TBD
4.77.0089	Career and Technology (CTE) Southern Hub Freestanding Classrooms	6901 Temple Hill Road, Camp Springs	Henson Creek	Eight	Replacement	25,000	TBD
4.77.0018	Central Garage/Transportation Department Improvement	Countywide	Not Assigned	Countywide	New Construction	25,139	FY 2028
4.77.0063	Cherokee Lane ES	2617 Buck Lodge Rd, Adelphi	Takoma Park-Langley Park	One	Replacement	64,375	TBD
4.77.0021	Code Corrections	Countywide	Not Assigned	Countywide	Rehabilitation	30,276	Ongoing
4.77.0078	Cool Spring Judith Hoyer Modernization	8908 Riggs Road, Adelphi	Takoma Park-Langley Park	Two	Rehabilitation	63,777	FY 2025
4.77.0085	Cooper Lane ES Addition	3817 Cooper Lane, Hyattsville	Defense Hgts.-Bladensburg and Vicinity	Five	Rehabilitation	31,772	TBD
4.77.0091	Early Childhood Center	6200 Sheridan Street, Riverdale	Defense Hgts.-Bladensburg and Vicinity	Three	Rehabilitation	15,000	TBD
4.77.0004	Fairmont Heights High School	6501 Columbia Park Road, Landover	Hyattsville and Vicinity	Five	Replacement	103,756	TBD
8.77.0001	Forward Funded Projects	Countywide	Not Assigned	Countywide	Not Assigned	—	TBD
4.77.0016	HVAC Upgrades	Countywide	Not Assigned	Countywide	Rehabilitation	80,048	Ongoing

Project Listing *(continued)*

CIP ID#	Project Name	Address	Planning Area	Council District	Project Class	Total Project Cost (000)	Completion Date
4.77.0033	High Point HS SEI Renovation	3601 Powder Mill Road, Beltsville	Fairland, Beltsville	One	Rehabilitation	256,546	TBD
3.77.0017	International School At Langley Park	8201 15th Avenue, Hyattsville	Takoma Park-Langley Park	Two	New Construction	37,120	FY 2031
4.77.0003	Kitchen And Food Services	Countywide	Not Assigned	Countywide	Rehabilitation	34,227	Ongoing
4.77.0012	Land, Building and Infrastructure	Countywide	Not Assigned	Countywide	Land Acquisition	29,828	Ongoing
4.77.0050	Lead Remediation Projects	Countywide	Not Assigned	Countywide	Rehabilitation	4,073	Ongoing
4.77.0020	Major Repairs	Countywide	Not Assigned	Countywide	Rehabilitation	201,274	Ongoing
3.77.0016	New Glenridge Area Middle School #2	5211 Flintridge Drive, Hyattsville	Defense Hgts.-Bladensburg and Vicinity	Three	Replacement	85,736	TBD
3.77.0021	New Northern Adelphi Area HS	9000 25th Avenue, Adelphi	Takoma Park-Langley Park	One	New Construction	230,931	TBD
4.77.0084	Open Space Pods	Countywide	Not Assigned	Countywide	Rehabilitation	16,800	Ongoing
4.77.0015	Parking Lots/ Driveways	Countywide	Not Assigned	Countywide	Rehabilitation	22,507	Ongoing
4.77.0011	Planning and Design	Countywide	Not Assigned	Countywide	Non Construction	44,553	Ongoing
4.77.0006	Playground Equipment	Countywide	Not Assigned	Countywide	Replacement	10,143	Ongoing
4.77.0088	Roof Replacements	Countywide	Not Assigned	Countywide	Rehabilitation	16,795	TBD
4.77.0001	Secondary School Reform (SSR)	Various Locations	Not Assigned	Countywide	Rehabilitation	17,731	Ongoing
4.77.0007	Security Upgrades	Countywide	Not Assigned	Countywide	Technology	31,164	Ongoing
4.77.0082	Stadium Upgrades	Countywide	Not Assigned	Not Assigned	Rehabilitation	41,100	Ongoing
4.77.0090	Staged Renovation Projects	Countywide	Not Assigned	Countywide	Rehabilitation	229,682	Ongoing
3.77.0022	Stand-Alone Classrooms	Countywide	Not Assigned	Countywide	Rehabilitation	11,000	TBD
4.77.0032	Stephen Decatur MS SEI Renovation	8200 Pinewood Drive, Clinton	Clinton and Vicinity	Nine	Rehabilitation	21,732	TBD
4.77.0048	Suitland Annex Replacement	5200 Silver Hill Road, District Heights	Suitland, District Heights and Vicinity	Seven	Rehabilitation	296,085	FY 2027
4.77.0009	Systemic Replacements 2	5200 Silver Hill Road, Suitland	Suitland, District Heights and Vicinity	Seven	Replacement	394,341	TBD
4.77.0046	Tulip Grove ES Replacement	2909 Trainor Lane, Bowie	City of Bowie	Four	Replacement	29,524	TBD
3.77.0019	William Schmidt Educational Center	18501 Aquasco Road, Brandywine	Westwood Area	Nine	Rehabilitation	50,084	FY 2025

Project Listing *(continued)*

CIP ID#	Project Name	Address	Planning Area	Council District	Project Class	Total Project Cost (000)	Completion Date
4.77.0036	William Wirt MS SEI Renovation	6200 Tuckerman Street, Riverdale	Defense Hgts.- Bladensburg and Vicinity	Three	Replacement	81,713	TBD
Program Total						\$3,432,979	
NUMBER OF PROJECTS = 43							



Description: This project addresses ADA improvements to all schools buildings to conform with current codes.

Justification: All Prince George's County Public Schools (PGCPS) were originally built to comply with the codes and building standards in effect at the time of design and construction. Annual inspections of PGCPS facilities continue to identify accessibility issues that fail to meet present codes.

Highlights: ADA improvements will be completed at various schools in FY 2024.

Enabling Legislation: Not Applicable

Location		Status	
Address	Countywide	Project Status	Not Assigned
Council District	Countywide	Class	Rehabilitation
Planning Area	Not Assigned	Land Status	Publicly Owned Land

PROJECT MILESTONES

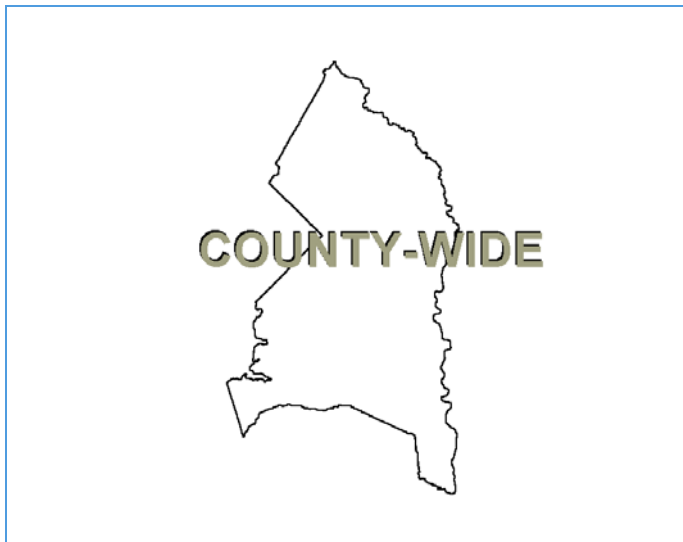
	Estimate	Actual
1 st Year in Capital Program		FY 2012
1 st Year in Capital Budget		FY 2014
Completed Design		Ongoing
Began Construction		Ongoing
Project Completion		Ongoing

CUMULATIVE APPROPRIATION (000'S)

Life to Date	FY 2023 Estimate	FY 2024	Total
\$6,278	\$3,081	\$1,000	\$10,359

Project Summary

Category/Description	Total Project Cost	Life to Date Actual	FY 2023 Estimate	Total 6 Years	Budget Year FY 2024	FY 2025	FY 2026	FY 2027	FY 2028	FY 2029	Beyond 6 Years
EXPENDITURE											
PLANS	\$—	\$—	\$—	\$—	\$—	\$—	\$—	\$—	\$—	\$—	\$—
LAND	—	—	—	—	—	—	—	—	—	—	—
CONSTR	13,541	4,460	3,081	6,000	1,000	1,000	1,000	1,000	1,000	1,000	—
EQUIP	—	—	—	—	—	—	—	—	—	—	—
OTHER	1,818	1,818	—	—	—	—	—	—	—	—	—
TOTAL	\$15,359	\$6,278	\$3,081	\$6,000	\$1,000	\$1,000	\$1,000	\$1,000	\$1,000	\$1,000	\$—
FUNDING											
GO BONDS	\$15,144	\$8,334	\$810	\$6,000	\$1,000	\$1,000	\$1,000	\$1,000	\$1,000	\$1,000	\$—
OTHER	215	215	—	—	—	—	—	—	—	—	—
TOTAL	\$15,359	\$8,549	\$810	\$6,000	\$1,000	\$1,000	\$1,000	\$1,000	\$1,000	\$1,000	\$—
OPERATING IMPACT											
PERSONNEL				\$—	\$—	\$—	\$—	\$—	\$—	\$—	
OPERATING				—	—	—	—	—	—	—	
DEBT				—	—	—	—	—	—	—	
OTHER				—	—	—	—	—	—	—	
TOTAL				\$—	\$—	\$—	\$—	\$—	\$—	\$—	



Description: This project provides State funds to address the needs of our aging school buildings. Eligible projects are restricted to those having at least a 15-year anticipated lifespan.

Justification: These funds may be utilized for projects in existing school buildings.

Highlights: No significant highlights for this project.

Enabling Legislation: Not Applicable

Location		Status	
Address	Countywide	Project Status	Not Assigned
Council District	Countywide	Class	Rehabilitation
Planning Area	Not Assigned	Land Status	Publicly Owned Land

PROJECT MILESTONES

	Estimate	Actual
1 st Year in Capital Program		FY 2014
1 st Year in Capital Budget		FY 2014
Completed Design		Ongoing
Began Construction		Ongoing
Project Completion		Ongoing

CUMULATIVE APPROPRIATION (000'S)

Life to Date	FY 2023 Estimate	FY 2024	Total
\$3	\$18,505	\$1,000	\$19,508

Project Summary

Category/Description	Total Project Cost	Life to Date Actual	FY 2023 Estimate	Total 6 Years	Budget Year FY 2024	FY 2025	FY 2026	FY 2027	FY 2028	FY 2029	Beyond 6 Years
EXPENDITURE											
PLANS	\$—	\$—	\$—	\$—	\$—	\$—	\$—	\$—	\$—	\$—	\$—
LAND	—	—	—	—	—	—	—	—	—	—	—
CONSTR	24,505	—	18,505	6,000	1,000	1,000	1,000	1,000	1,000	1,000	—
EQUIP	—	—	—	—	—	—	—	—	—	—	—
OTHER	3	3	—	—	—	—	—	—	—	—	—
TOTAL	\$24,508	\$3	\$18,505	\$6,000	\$1,000	\$1,000	\$1,000	\$1,000	\$1,000	\$1,000	\$—
FUNDING											
STATE	\$24,508	\$17,299	\$1,209	\$6,000	\$1,000	\$1,000	\$1,000	\$1,000	\$1,000	\$1,000	\$—
TOTAL	\$24,508	\$17,299	\$1,209	\$6,000	\$1,000	\$1,000	\$1,000	\$1,000	\$1,000	\$1,000	\$—
OPERATING IMPACT											
PERSONNEL				\$—	\$—	\$—	\$—	\$—	\$—	\$—	
OPERATING				—	—	—	—	—	—	—	
DEBT				—	—	—	—	—	—	—	
OTHER				—	—	—	—	—	—	—	
TOTAL				\$—	\$—	\$—	\$—	\$—	\$—	\$—	



Description: This project is required to deliver adequate educational facilities in a timely and cost effective manner.

Justification: This new approach was needed to address overcrowding and aging infrastructure in order to position the school system to meet the current and future needs of its students and employees.

Highlights: Design for the projects are underway, and the development team has been selected. The first group of schools include Adelphi MS, Drew-Freeman MS, Hyattsville MS, Kenmoor Area MS, Potomac Area K-8 and Walker Mill MS. The 'Other' funding source is PAYGO, which is located in the Board's operating budget for use of the P3 ACF project payment. FY 2024 funding supports the first group of schools and phases two and three.

Enabling Legislation: Not Applicable

Location		Status	
Address	Countywide	Project Status	Under Construction
Council District	Countywide	Class	New Construction
Planning Area	Not Assigned	Land Status	Publicly Owned Land

PROJECT MILESTONES

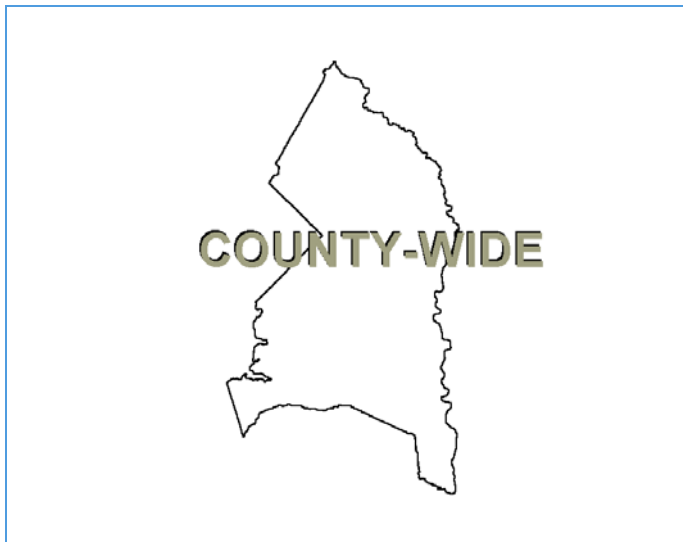
	Estimate	Actual
1 st Year in Capital Program		FY 2021
1 st Year in Capital Budget		FY 2022
Completed Design	FY 2021	
Began Construction	FY 2022	
Project Completion	TBD	

CUMULATIVE APPROPRIATION (000'S)

Life to Date	FY 2023 Estimate	FY 2024	Total
\$3,614	\$37,586	\$24,500	\$65,700

Project Summary

Category/Description	Total Project Cost	Life to Date Actual	FY 2023 Estimate	Total 6 Years	Budget Year FY 2024	FY 2025	FY 2026	FY 2027	FY 2028	FY 2029	Beyond 6 Years
EXPENDITURE											
PLANS	\$—	\$—	\$—	\$—	\$—	\$—	\$—	\$—	\$—	\$—	\$—
LAND	—	—	—	—	—	—	—	—	—	—	—
CONSTR	605,186	—	3,215	102,500	24,500	21,000	19,000	19,000	19,000	—	499,471
EQUIP	—	—	—	—	—	—	—	—	—	—	—
OTHER	37,985	3,614	34,371	—	—	—	—	—	—	—	—
TOTAL	\$643,171	\$3,614	\$37,586	\$102,500	\$24,500	\$21,000	\$19,000	\$19,000	\$19,000	\$—	\$499,471
FUNDING											
GO BONDS	\$643,171	\$—	\$41,200	\$102,500	\$24,500	\$21,000	\$19,000	\$19,000	\$19,000	\$—	\$499,471
TOTAL	\$643,171	\$—	\$41,200	\$102,500	\$24,500	\$21,000	\$19,000	\$19,000	\$19,000	\$—	\$499,471
OPERATING IMPACT											
PERSONNEL				\$—	\$—	\$—	\$—	\$—	\$—	\$—	
OPERATING				—	—	—	—	—	—	—	
DEBT				—	—	—	—	—	—	—	
OTHER				—	—	—	—	—	—	—	
TOTAL				\$—	\$—	\$—	\$—	\$—	\$—	\$—	



Description: This project provides funding for the abatement and replacement of all asbestos ceiling tiles throughout the school system.

Justification: New ceiling tiles will improve the learning environment of the schools and help prevent any potential incidents involving asbestos exposure. New tiles will also make a large improvement in the school's appearance. Many of the existing tiles that contain asbestos are stained from age or roof leaks and cannot legally be replaced without abatement.

Highlights: No significant highlights for this project.

Enabling Legislation: Not Applicable

Location		Status	
Address	Countywide	Project Status	Not Assigned
Council District	Countywide	Class	Rehabilitation
Planning Area	Not Assigned	Land Status	Publicly Owned Land

PROJECT MILESTONES

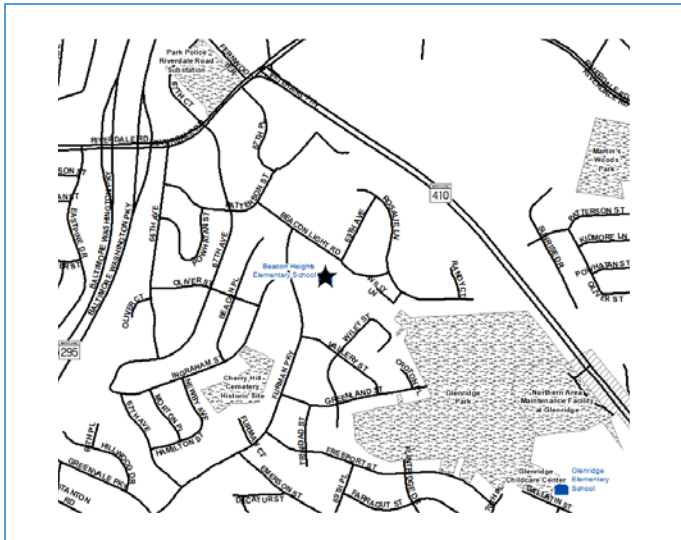
	Estimate	Actual
1 st Year in Capital Program		FY 1997
1 st Year in Capital Budget		FY 2001
Completed Design		Ongoing
Began Construction		Ongoing
Project Completion		Ongoing

CUMULATIVE APPROPRIATION (000'S)

Life to Date	FY 2023 Estimate	FY 2024	Total
\$9,611	\$2,131	\$800	\$12,542

Project Summary

Category/Description	Total Project Cost	Life to Date Actual	FY 2023 Estimate	Total 6 Years	Budget Year FY 2024	FY 2025	FY 2026	FY 2027	FY 2028	FY 2029	Beyond 6 Years
EXPENDITURE											
PLANS	\$21	\$21	\$—	\$—	\$—	\$—	\$—	\$—	\$—	\$—	\$—
LAND	—	—	—	—	—	—	—	—	—	—	—
CONSTR	11,460	4,529	2,131	4,800	800	800	800	800	800	800	—
EQUIP	—	—	—	—	—	—	—	—	—	—	—
OTHER	5,061	5,061	—	—	—	—	—	—	—	—	—
TOTAL	\$16,542	\$9,611	\$2,131	\$4,800	\$800	\$800	\$800	\$800	\$800	\$800	\$—
FUNDING											
GO BONDS	\$14,931	\$9,331	\$800	\$4,800	\$800	\$800	\$800	\$800	\$800	\$800	\$—
OTHER	1,611	1,611	—	—	—	—	—	—	—	—	—
TOTAL	\$16,542	\$10,942	\$800	\$4,800	\$800	\$800	\$800	\$800	\$800	\$800	\$—
OPERATING IMPACT											
PERSONNEL				\$—	\$—	\$—	\$—	\$—	\$—	\$—	
OPERATING				—	—	—	—	—	—	—	
DEBT				—	—	—	—	—	—	—	
OTHER				—	—	—	—	—	—	—	
TOTAL				\$—	\$—	\$—	\$—	\$—	\$—	\$—	



Description: This project will provide a permanent addition to the existing facility with minor ADA upgrades. It will also provide capacity relief directly to Templeton, Ports Town and Roger Heights elementary schools.

Justification: Capacity relief and ADA upgrades are achievable without full scale new school construction.

Highlights: No significant highlights for this project.

Enabling Legislation: Not Applicable

Location		Status	
Address	6929 Furman Parkway, Riverdale	Project Status	Design Not Begun
Council District	Three	Class	Rehabilitation
Planning Area	Defense Hgts.-Bladensburg and Vicinity	Land Status	Publicly Owned Land

PROJECT MILESTONES

	Estimate	Actual
1 st Year in Capital Program		FY 2020
1 st Year in Capital Budget		FY XXXX
Completed Design	TBD	
Began Construction	TBD	
Project Completion	TBD	

CUMULATIVE APPROPRIATION (000'S)

Life to Date	FY 2023 Estimate	FY 2024	Total
\$0	\$0	\$0	\$0

Project Summary

Category/Description	Total Project Cost	Life to Date Actual	FY 2023 Estimate	Total 6 Years	Budget Year FY 2024	FY 2025	FY 2026	FY 2027	FY 2028	FY 2029	Beyond 6 Years
EXPENDITURE											
PLANS	\$—	\$—	\$—	\$—	\$—	\$—	\$—	\$—	\$—	\$—	\$—
LAND	—	—	—	—	—	—	—	—	—	—	—
CONSTR	38,225	—	—	—	—	—	—	—	—	—	38,225
EQUIP	—	—	—	—	—	—	—	—	—	—	—
OTHER	—	—	—	—	—	—	—	—	—	—	—
TOTAL	\$38,225	\$—	\$—	\$—	\$—	\$—	\$—	\$—	\$—	\$—	\$38,225
FUNDING											
GO BONDS	\$19,227	\$—	\$—	\$—	\$—	\$—	\$—	\$—	\$—	\$—	\$19,227
STATE	18,998	—	—	—	—	—	—	—	—	—	18,998
TOTAL	\$38,225	\$—	\$—	\$—	\$—	\$—	\$—	\$—	\$—	\$—	\$38,225
OPERATING IMPACT											
PERSONNEL				\$—	\$—	\$—	\$—	\$—	\$—	\$—	
OPERATING				—	—	—	—	—	—	—	
DEBT				—	—	—	—	—	—	—	
OTHER				—	—	—	—	—	—	—	
TOTAL				\$—	\$—	\$—	\$—	\$—	\$—	\$—	



Description: This project will provide a permanent addition to the existing facility with minor ADA upgrades. It will also provide capacity relief directly to Templeton, Ports Town and Roger Heights elementary schools.

Justification: Capacity relief and ADA upgrades can be achieved without full scale new school construction.

Highlights: No significant highlights for this project.

Enabling Legislation: Not Applicable

Location		Status	
Address	4915 Annapolis Road, Bladensburg	Project Status	Design Not Begun
Council District	Five	Class	Rehabilitation
Planning Area	Defense Hgts.-Bladensburg and Vicinity	Land Status	Publicly Owned Land

PROJECT MILESTONES

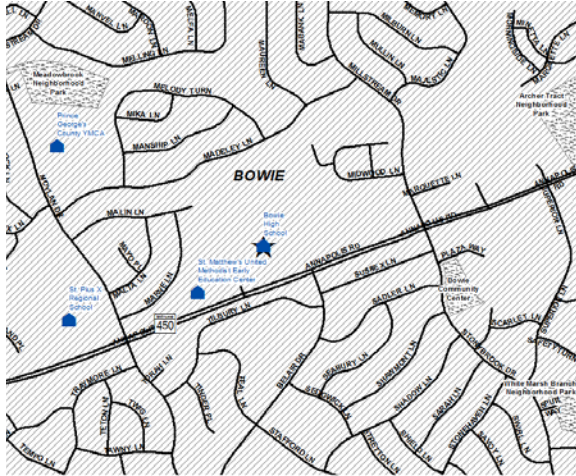
	Estimate	Actual
1 st Year in Capital Program		FY 2020
1 st Year in Capital Budget		FY XXXX
Completed Design	TBD	
Began Construction	TBD	
Project Completion	TBD	

CUMULATIVE APPROPRIATION (000'S)

Life to Date	FY 2023 Estimate	FY 2024	Total
\$0	\$0	\$0	\$0

Project Summary

Category/Description	Total Project Cost	Life to Date Actual	FY 2023 Estimate	Total 6 Years	Budget Year FY 2024	FY 2025	FY 2026	FY 2027	FY 2028	FY 2029	Beyond 6 Years
EXPENDITURE											
PLANS	\$—	\$—	\$—	\$—	\$—	\$—	\$—	\$—	\$—	\$—	\$—
LAND	—	—	—	—	—	—	—	—	—	—	—
CONSTR	12,500	—	—	—	—	—	—	—	—	—	12,500
EQUIP	—	—	—	—	—	—	—	—	—	—	—
OTHER	—	—	—	—	—	—	—	—	—	—	—
TOTAL	\$12,500	\$—	\$—	\$—	\$—	\$—	\$—	\$—	\$—	\$—	\$12,500
FUNDING											
GO BONDS	\$6,213	\$—	\$—	\$—	\$—	\$—	\$—	\$—	\$—	\$—	\$6,213
STATE	6,287	—	—	—	—	—	—	—	—	—	6,287
TOTAL	\$12,500	\$—	\$—	\$—	\$—	\$—	\$—	\$—	\$—	\$—	\$12,500
OPERATING IMPACT											
PERSONNEL				\$—	\$—	\$—	\$—	\$—	\$—	\$—	
OPERATING				—	—	—	—	—	—	—	
DEBT				—	—	—	—	—	—	—	
OTHER				—	—	—	—	—	—	—	
TOTAL				\$—	\$—	\$—	\$—	\$—	\$—	\$—	



Description: The original building was constructed in 1963. The project includes limited renovation and improvement to the existing instructional spaces to include selected educational program enhancements and a minimum of five systemic improvements.

Justification: Bowie HS Annex Limited Renovation is a Cycle 1 project per the Prince George's County Public Schools Educational Facility Master Plan.

Highlights: This project remains in the program until the completion of fiscal closeout.

Enabling Legislation: Not Applicable

Location		Status	
Address	3021 Belair Drive, Bowie	Project Status	Under Construction
Council District	Four	Class	Rehabilitation
Planning Area	City of Bowie	Land Status	Publicly Owned Land

PROJECT MILESTONES

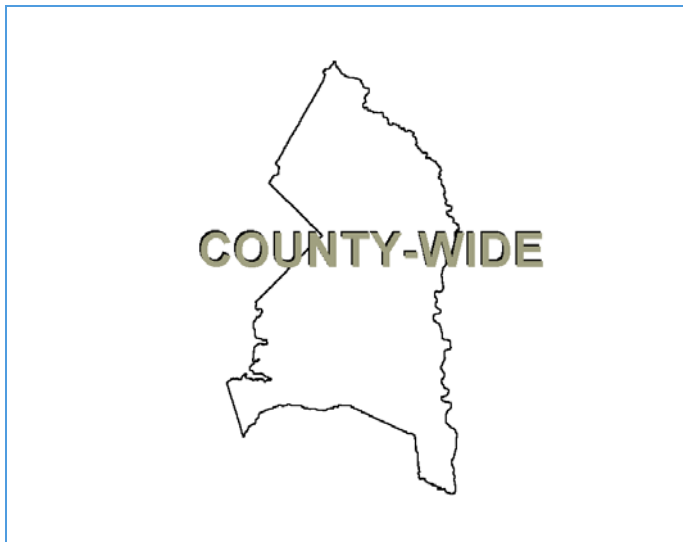
	Estimate	Actual
1 st Year in Capital Program		FY 2015
1 st Year in Capital Budget		FY 2015
Completed Design		FY 2020
Began Construction		FY 2020
Project Completion	TBD	

CUMULATIVE APPROPRIATION (000'S)

Life to Date	FY 2023 Estimate	FY 2024	Total
\$11,134	\$14,859	\$0	\$25,993

Project Summary

Category/Description	Total Project Cost	Life to Date Actual	FY 2023 Estimate	Total 6 Years	Budget Year FY 2024	FY 2025	FY 2026	FY 2027	FY 2028	FY 2029	Beyond 6 Years
EXPENDITURE											
PLANS	\$220	\$220	\$—	\$—	\$—	\$—	\$—	\$—	\$—	\$—	\$—
LAND	—	—	—	—	—	—	—	—	—	—	—
CONSTR	22,511	8,600	13,911	—	—	—	—	—	—	—	—
EQUIP	492	492	—	—	—	—	—	—	—	—	—
OTHER	2,770	1,822	948	—	—	—	—	—	—	—	—
TOTAL	\$25,993	\$11,134	\$14,859	\$—	\$—	\$—	\$—	\$—	\$—	\$—	\$—
FUNDING											
GO BONDS	\$14,318	\$14,318	\$—	\$—	\$—	\$—	\$—	\$—	\$—	\$—	\$—
STATE	11,675	11,675	—	—	—	—	—	—	—	—	—
TOTAL	\$25,993	\$25,993	\$—	\$—	\$—	\$—	\$—	\$—	\$—	\$—	\$—
OPERATING IMPACT											
PERSONNEL				\$—	\$—	\$—	\$—	\$—	\$—	\$—	
OPERATING				—	—	—	—	—	—	—	
DEBT				—	—	—	—	—	—	—	
OTHER				—	—	—	—	—	—	—	
TOTAL				\$—	\$—	\$—	\$—	\$—	\$—	\$—	



Description: This project provides funding for replacing buried heating and motor fuel tanks that are leaking or have deteriorated past the point of repair. All buried tanks over 15 years old will need to be replaced. Replacement tanks will be made of corrosion-resistant materials and will be installed with monitoring wells and other safeguards designed to meet environmental and safety standards.

Justification: There are currently 263 operational buried fuel tanks on properties owned by the Prince George's County Public Schools. Of these, approximately 130 are 20 or more years old. A number of tanks tested to date have shown evidence of leaks justifying the need for replacement.

Highlights: Funding will be used for tank testing, mandatory upgrades, tank replacements, site remediation, cathodic protection and temporary tank procurement. The cost of such replacements is approximately \$100,000 per tank.

Enabling Legislation: Not Applicable

Location		Status	
Address	Countywide	Project Status	Not Assigned
Council District	Countywide	Class	Replacement
Planning Area	Not Assigned	Land Status	Publicly Owned Land

PROJECT MILESTONES

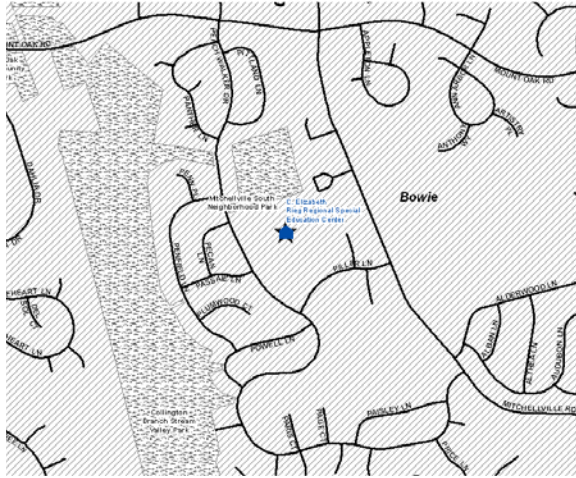
	Estimate	Actual
1 st Year in Capital Program		FY 1989
1 st Year in Capital Budget		FY 1989
Completed Design		Ongoing
Began Construction		Ongoing
Project Completion		Ongoing

CUMULATIVE APPROPRIATION (000'S)

Life to Date	FY 2023 Estimate	FY 2024	Total
\$9,187	\$1,622	\$500	\$11,309

Project Summary

Category/Description	Total Project Cost	Life to Date Actual	FY 2023 Estimate	Total 6 Years	Budget Year FY 2024	FY 2025	FY 2026	FY 2027	FY 2028	FY 2029	Beyond 6 Years
EXPENDITURE											
PLANS	\$—	\$—	\$—	\$—	\$—	\$—	\$—	\$—	\$—	\$—	\$—
LAND	—	—	—	—	—	—	—	—	—	—	—
CONSTR	5,398	776	1,622	3,000	500	500	500	500	500	500	—
EQUIP	—	—	—	—	—	—	—	—	—	—	—
OTHER	8,411	8,411	—	—	—	—	—	—	—	—	—
TOTAL	\$13,809	\$9,187	\$1,622	\$3,000	\$500	\$500	\$500	\$500	\$500	\$500	\$—
FUNDING											
GO BONDS	\$13,609	\$10,109	\$500	\$3,000	\$500	\$500	\$500	\$500	\$500	\$500	\$—
OTHER	200	200	—	—	—	—	—	—	—	—	—
TOTAL	\$13,809	\$10,309	\$500	\$3,000	\$500	\$500	\$500	\$500	\$500	\$500	\$—
OPERATING IMPACT											
PERSONNEL				\$—	\$—	\$—	\$—	\$—	\$—	\$—	\$—
OPERATING				—	—	—	—	—	—	—	—
DEBT				—	—	—	—	—	—	—	—
OTHER				—	—	—	—	—	—	—	—
TOTAL				\$—	\$—	\$—	\$—	\$—	\$—	\$—	\$—



Description: Built in 1978, the school served 103 students in FY 2015. The school is currently planned to accommodate students with severe and profound disabilities from all PGCPs schools and to provide them with a full continuum of Special Education Services including: a therapy tank with locker rooms, bathroom/changing rooms, special education classrooms and storage, equipment storage, laundry room, speech therapy, coordinators and other related services offices, conference room, health room with toilets, computer lab, sensory integration lab, records storage, and OT, PT and MOVE. PGCPs is proposing a limited renovation project with educational enhancements. The project will also include five major systemic improvements in addition to educational upgrades.

Location		Status	
Address	15542 Peach Walker Drive, Bowie	Project Status	Under Construction
Council District	Four	Class	Rehabilitation
Planning Area	City of Bowie	Land Status	Publicly Owned Land

Justification: C. Elizabeth Rieg ES Replacement is a Cycle 1 project per the Prince George's County Public Schools Educational Facility Master Plan.

Highlights: This project remains in the program until the completion of fiscal closeout.

Enabling Legislation: Not Applicable

PROJECT MILESTONES

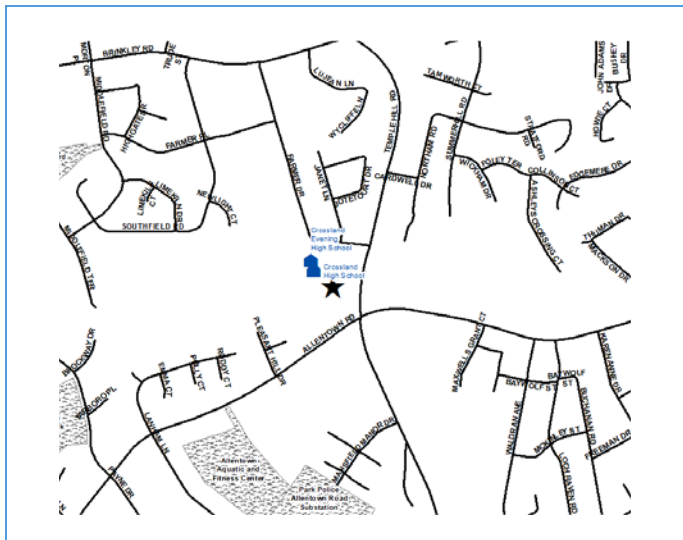
	Estimate	Actual
1 st Year in Capital Program		FY 2012
1 st Year in Capital Budget		FY 2015
Completed Design		FY 2020
Began Construction		FY 2020
Project Completion	TBD	

CUMULATIVE APPROPRIATION (000'S)

Life to Date	FY 2023 Estimate	FY 2024	Total
\$3,995	\$5,045	\$0	\$9,040

Project Summary

Category/Description	Total Project Cost	Life to Date Actual	FY 2023 Estimate	Total 6 Years	Budget Year FY 2024	FY 2025	FY 2026	FY 2027	FY 2028	FY 2029	Beyond 6 Years
EXPENDITURE											
PLANS	\$83	\$83	\$—	\$—	\$—	\$—	\$—	\$—	\$—	\$—	\$—
LAND	—	—	—	—	—	—	—	—	—	—	—
CONSTR	7,684	2,639	5,045	—	—	—	—	—	—	—	—
EQUIP	113	113	—	—	—	—	—	—	—	—	—
OTHER	1,160	1,160	—	—	—	—	—	—	—	—	—
TOTAL	\$9,040	\$3,995	\$5,045	\$—	\$—	\$—	\$—	\$—	\$—	\$—	\$—
FUNDING											
GO BONDS	\$5,039	\$5,039	\$—	\$—	\$—	\$—	\$—	\$—	\$—	\$—	\$—
STATE	4,001	4,001	—	—	—	—	—	—	—	—	—
TOTAL	\$9,040	\$9,040	\$—	\$—	\$—	\$—	\$—	\$—	\$—	\$—	\$—
OPERATING IMPACT											
PERSONNEL				\$—	\$—	\$—	\$—	\$—	\$—	\$—	
OPERATING				—	—	—	—	—	—	—	
DEBT				—	—	—	—	—	—	—	
OTHER				—	—	—	—	—	—	—	
TOTAL				\$—	\$—	\$—	\$—	\$—	\$—	\$—	



Description: This project will provide pre-engineered, free standing classrooms to accommodate new programs being transferred from other surrounding schools to provide a central location in the southern part of the County. The gross square footage required is approximately 25,000 gross square feet. A detailed scope of work will be determined after the architect is hired to perform an assessment.

Justification: This project eliminates expensive upgrades to Crossland HS prior driven by 2018 building codes. Crossland High School began modernizing in FY 2021. The Career and Technology (CTE) center programs will be relocated to Crossland HS. Capacity is for 1,500 students in the comprehensive school and 500 students in the Visual and Performing Arts center. Crossland HS will become the southern area CTE Hub.

Highlights: No significant highlights for this project.

Enabling Legislation: Not Applicable

Location		Status	
Address	6901 Temple Hill Road, Camp Springs	Project Status	Not Assigned
Council District	Eight	Class	Replacement
Planning Area	Henson Creek	Land Status	Publicly Owned Land

PROJECT MILESTONES

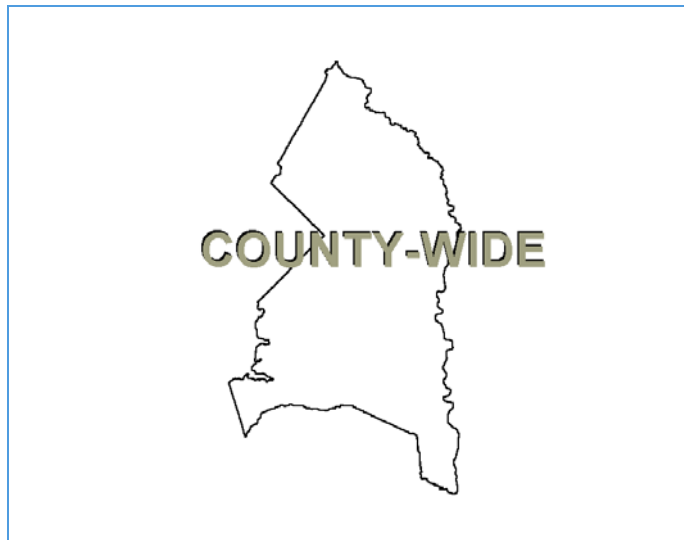
	Estimate	Actual
1 st Year in Capital Program		FY 2023
1 st Year in Capital Budget		FY 2023
Completed Design	TBD	
Began Construction	TBD	
Project Completion	TBD	

CUMULATIVE APPROPRIATION (000'S)

Life to Date	FY 2023 Estimate	FY 2024	Total
\$0	\$25,000	\$0	\$25,000

Project Summary

Category/Description	Total Project Cost	Life to Date Actual	FY 2023 Estimate	Total 6 Years	Budget Year FY 2024	FY 2025	FY 2026	FY 2027	FY 2028	FY 2029	Beyond 6 Years
EXPENDITURE											
PLANS	\$—	\$—	\$—	\$—	\$—	\$—	\$—	\$—	\$—	\$—	\$—
LAND	—	—	—	—	—	—	—	—	—	—	—
CONSTR	25,000	—	25,000	—	—	—	—	—	—	—	—
EQUIP	—	—	—	—	—	—	—	—	—	—	—
OTHER	—	—	—	—	—	—	—	—	—	—	—
TOTAL	\$25,000	\$—	\$25,000	\$—	\$—	\$—	\$—	\$—	\$—	\$—	\$—
FUNDING											
GO BONDS	\$10,000	\$—	\$10,000	\$—	\$—	\$—	\$—	\$—	\$—	\$—	\$—
STATE	15,000	—	15,000	—	—	—	—	—	—	—	—
TOTAL	\$25,000	\$—	\$25,000	\$—	\$—	\$—	\$—	\$—	\$—	\$—	\$—
OPERATING IMPACT											
PERSONNEL				\$—	\$—	\$—	\$—	\$—	\$—	\$—	
OPERATING				—	—	—	—	—	—	—	
DEBT				—	—	—	—	—	—	—	
OTHER				—	—	—	—	—	—	—	
TOTAL				\$—	\$—	\$—	\$—	\$—	\$—	\$—	



Description: This project seeks to improve bus and vehicle service areas at several locations. A study was conducted to develop a phased program to improve working conditions at these facilities, enhance worker productivity, and to provide safer working conditions. Fully-enclosed service sheds and offices will be provided at several existing bus lots in the County.

Justification: There is a critical need to provide bus lot mechanics with workspaces that require protection from harsh elements. These work stations will eliminate the need to transfer buses from bus lots to one of the three garages for repairs. There are four bus lot facility projects being replaced under this category; these are Mullikin, Greenbelt, Douglas and Laurel.

Highlights: Improvements will continue as needed at various bus and vehicle service areas.

Enabling Legislation: Not Applicable

Location		Status	
Address	Countywide	Project Status	Design Stage
Council District	Countywide	Class	New Construction
Planning Area	Not Assigned	Land Status	Publicly Owned Land

PROJECT MILESTONES

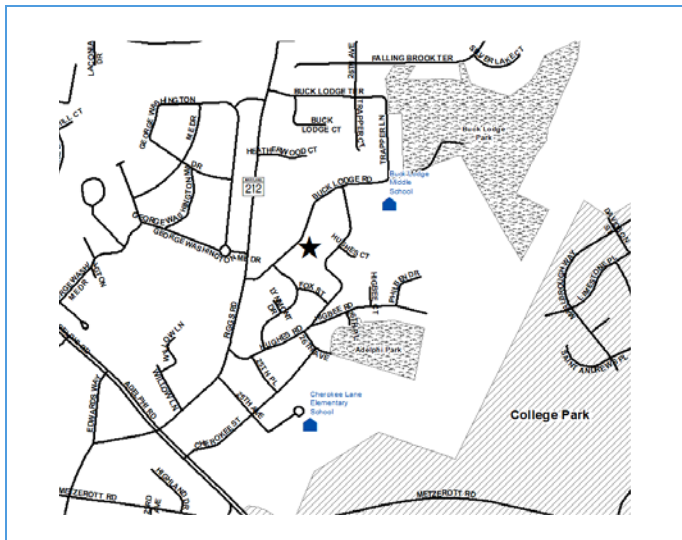
	Estimate	Actual
1 st Year in Capital Program		FY 2020
1 st Year in Capital Budget		FY 2020
Completed Design	FY 2026	
Began Construction	FY 2022	
Project Completion	FY 2028	

CUMULATIVE APPROPRIATION (000'S)

Life to Date	FY 2023 Estimate	FY 2024	Total
\$4,193	\$8,946	\$2,000	\$15,139

Project Summary

Category/Description	Total Project Cost	Life to Date Actual	FY 2023 Estimate	Total 6 Years	Budget Year FY 2024	FY 2025	FY 2026	FY 2027	FY 2028	FY 2029	Beyond 6 Years
EXPENDITURE											
PLANS	\$—	\$—	\$—	\$—	\$—	\$—	\$—	\$—	\$—	\$—	\$—
LAND	—	—	—	—	—	—	—	—	—	—	—
CONSTR	22,421	1,475	8,946	12,000	2,000	2,000	2,000	2,000	2,000	2,000	—
EQUIP	—	—	—	—	—	—	—	—	—	—	—
OTHER	2,718	2,718	—	—	—	—	—	—	—	—	—
TOTAL	\$25,139	\$4,193	\$8,946	\$12,000	\$2,000	\$2,000	\$2,000	\$2,000	\$2,000	\$2,000	\$—
FUNDING											
GO BONDS	\$22,419	\$3,787	\$6,632	\$12,000	\$2,000	\$2,000	\$2,000	\$2,000	\$2,000	\$2,000	\$—
OTHER	2,720	2,720	—	—	—	—	—	—	—	—	—
TOTAL	\$25,139	\$6,507	\$6,632	\$12,000	\$2,000	\$2,000	\$2,000	\$2,000	\$2,000	\$2,000	\$—
OPERATING IMPACT											
PERSONNEL				\$—	\$—	\$—	\$—	\$—	\$—	\$—	
OPERATING				—	—	—	—	—	—	—	
DEBT				—	—	—	—	—	—	—	
OTHER				—	—	—	—	—	—	—	
TOTAL				\$—	\$—	\$—	\$—	\$—	\$—	\$—	



Description: A full renovation/replacement and addition is recommended for Cherokee Lane Elementary School (Planning Area 3). The 846 seat replacement school will double the size of the existing school's capacity. It will be co-located on the Buck Lodge MS site allowing the existing site to be used for a future secondary school.

Justification: Cherokee Lane ES is a Cycle 1 school as noted in the Board approved FY 2019 amendments to the FY 2017 Educational Facilities Master Plan (EFMP). Replacement of this school is driven by educational adequacy deficiencies, poor condition of the building systems and overutilization.

Highlights: The project remains under construction.

Enabling Legislation: Not Applicable

Location		Status	
Address	2617 Buck Lodge Rd, Adelphi	Project Status	Under Construction
Council District	One	Class	Replacement
Planning Area	Takoma Park-Langley Park	Land Status	Publicly Owned Land

PROJECT MILESTONES

	Estimate	Actual
1 st Year in Capital Program		FY 2020
1 st Year in Capital Budget		FY 2017
Completed Design		FY 2020
Began Construction		FY 2021
Project Completion	TBD	

CUMULATIVE APPROPRIATION (000'S)

Life to Date	FY 2023 Estimate	FY 2024	Total
\$36,009	\$28,366	\$0	\$64,375

Project Summary

Category/Description	Total Project Cost	Life to Date Actual	FY 2023 Estimate	Total 6 Years	Budget Year FY 2024	FY 2025	FY 2026	FY 2027	FY 2028	FY 2029	Beyond 6 Years
EXPENDITURE											
PLANS	\$—	\$—	\$—	\$—	\$—	\$—	\$—	\$—	\$—	\$—	\$—
LAND	—	—	—	—	—	—	—	—	—	—	—
CONSTR	55,185	26,819	28,366	—	—	—	—	—	—	—	—
EQUIP	—	—	—	—	—	—	—	—	—	—	—
OTHER	9,190	9,190	—	—	—	—	—	—	—	—	—
TOTAL	\$64,375	\$36,009	\$28,366	\$—	\$—	\$—	\$—	\$—	\$—	\$—	\$—
FUNDING											
GO BONDS	\$19,325	\$16,823	\$2,502	\$—	\$—	\$—	\$—	\$—	\$—	\$—	\$—
STATE	19,644	19,644	—	—	—	—	—	—	—	—	—
OTHER	25,406	25,406	—	—	—	—	—	—	—	—	—
TOTAL	\$64,375	\$61,873	\$2,502	\$—	\$—	\$—	\$—	\$—	\$—	\$—	\$—
OPERATING IMPACT											
PERSONNEL				\$—	\$—	\$—	\$—	\$—	\$—	\$—	\$—
OPERATING				—	—	—	—	—	—	—	—
DEBT				—	—	—	—	—	—	—	—
OTHER				—	—	—	—	—	—	—	—
TOTAL				\$—	\$—	\$—	\$—	\$—	\$—	\$—	\$—



Description: This project consists of updating a number of existing school buildings to meet current county, State and federal building codes. Top priority will be given to the fire hydrant line extensions, and the remaining funding will be used for other pending high priority needs.

Justification: All code requirements were met at the time the schools were built; however, codes have continued to be updated. New fire, health, safety and handicap codes require alterations to correct deficiencies noted in annual inspections by the regulating agencies.

Highlights: Code corrections will continue at various schools as needed.

Enabling Legislation: Not Applicable

Location		Status	
Address	Countywide	Project Status	Not Assigned
Council District	Countywide	Class	Rehabilitation
Planning Area	Not Assigned	Land Status	Publicly Owned Land

PROJECT MILESTONES

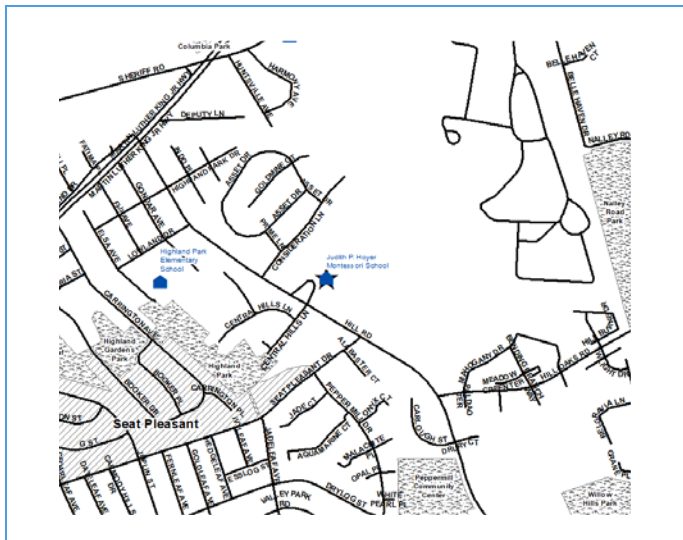
	Estimate	Actual
1 st Year in Capital Program		FY 1981
1 st Year in Capital Budget		FY 1981
Completed Design		Ongoing
Began Construction		Ongoing
Project Completion		Ongoing

CUMULATIVE APPROPRIATION (000'S)

Life to Date	FY 2023 Estimate	FY 2024	Total
\$15,732	\$4,794	\$1,750	\$22,276

Project Summary

Category/Description	Total Project Cost	Life to Date Actual	FY 2023 Estimate	Total 6 Years	Budget Year FY 2024	FY 2025	FY 2026	FY 2027	FY 2028	FY 2029	Beyond 6 Years
EXPENDITURE											
PLANS	\$—	\$—	\$—	\$—	\$—	\$—	\$—	\$—	\$—	\$—	\$—
LAND	—	—	—	—	—	—	—	—	—	—	—
CONSTR	18,605	4,061	4,794	9,750	1,750	2,000	2,000	2,000	2,000	—	—
EQUIP	—	—	—	—	—	—	—	—	—	—	—
OTHER	11,671	11,671	—	—	—	—	—	—	—	—	—
TOTAL	\$30,276	\$15,732	\$4,794	\$9,750	\$1,750	\$2,000	\$2,000	\$2,000	\$2,000	\$—	\$—
FUNDING											
GO BONDS	\$28,741	\$17,916	\$1,075	\$9,750	\$1,750	\$2,000	\$2,000	\$2,000	\$2,000	\$—	\$—
OTHER	1,535	1,535	—	—	—	—	—	—	—	—	—
TOTAL	\$30,276	\$19,451	\$1,075	\$9,750	\$1,750	\$2,000	\$2,000	\$2,000	\$2,000	\$—	\$—
OPERATING IMPACT											
PERSONNEL				\$—	\$—	\$—	\$—	\$—	\$—	\$—	
OPERATING				—	—	—	—	—	—	—	
DEBT				—	—	—	—	—	—	—	
OTHER				—	—	—	—	—	—	—	
TOTAL				\$—	\$—	\$—	\$—	\$—	\$—	\$—	



Description: This project replaces Elementary School Area #3. The project consists of renovating and adding an addition to the Judy Hoyer Center attached to Cool Spring ES, which will continue to have a design capacity of 535 students. The project will add a 560 student capacity to the campus for a total capacity of 1,095 students in grades Pre-K through 5th grade.

Justification: This project eliminates the need for an additional elementary school facility in this area. The increased size of the Cool Spring ES campus in addition to doubling the size of the Cherokee Lane ES Replacement facility will address severe overutilization of elementary school facilities in the area and allow for the conversion of the existing Adelphi ES campus into a middle school campus.

Highlights: The total project costs decrease in FY 2024. Additionally, the project accelerates the completion to FY 2025 along with an increase in State support.

Enabling Legislation: Not Applicable

Location		Status	
Address	8908 Riggs Road, Adelphi	Project Status	Design Not Begun
Council District	Two	Class	Rehabilitation
Planning Area	Takoma Park-Langley Park	Land Status	Publicly Owned Land

PROJECT MILESTONES

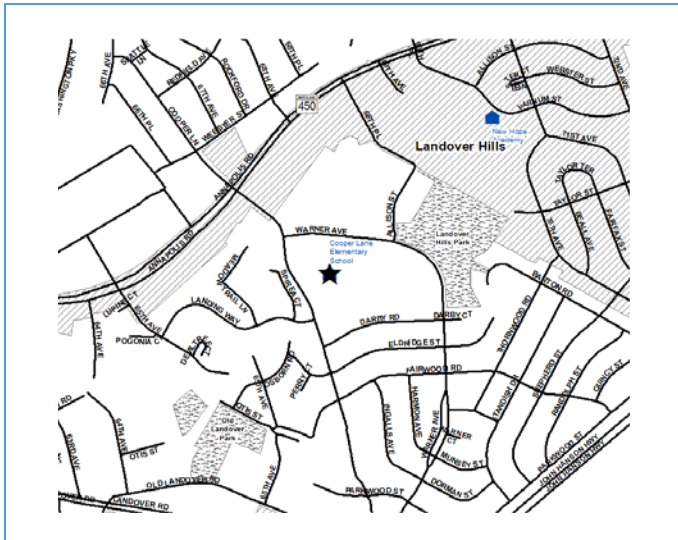
	Estimate	Actual
1 st Year in Capital Program		FY 2020
1 st Year in Capital Budget		FY 2020
Completed Design	FY 2023	
Began Construction	FY 2024	
Project Completion	FY 2025	

CUMULATIVE APPROPRIATION (000'S)

Life to Date	FY 2023 Estimate	FY 2024	Total
\$8	\$4,812	\$17,800	\$22,620

Project Summary

Category/Description	Total Project Cost	Life to Date Actual	FY 2023 Estimate	Total 6 Years	Budget Year FY 2024	FY 2025	FY 2026	FY 2027	FY 2028	FY 2029	Beyond 6 Years
EXPENDITURE											
PLANS	\$—	\$—	\$—	\$—	\$—	\$—	\$—	\$—	\$—	\$—	\$—
LAND	—	—	—	—	—	—	—	—	—	—	—
CONSTR	63,769	—	4,812	58,957	17,800	41,157	—	—	—	—	—
EQUIP	—	—	—	—	—	—	—	—	—	—	—
OTHER	8	8	—	—	—	—	—	—	—	—	—
TOTAL	\$63,777	\$8	\$4,812	\$58,957	\$17,800	\$41,157	\$—	\$—	\$—	\$—	\$—
FUNDING											
GO BONDS	\$23,066	\$1,800	\$3,020	\$18,246	\$8,800	\$9,446	\$—	\$—	\$—	\$—	\$—
STATE	40,711	—	—	40,711	9,000	31,711	—	—	—	—	—
TOTAL	\$63,777	\$1,800	\$3,020	\$58,957	\$17,800	\$41,157	\$—	\$—	\$—	\$—	\$—
OPERATING IMPACT											
PERSONNEL				\$—	\$—	\$—	\$—	\$—	\$—	\$—	\$—
OPERATING				—	—	—	—	—	—	—	—
DEBT				—	—	—	—	—	—	—	—
OTHER				—	—	—	—	—	—	—	—
TOTAL				\$—	\$—	\$—	\$—	\$—	\$—	\$—	\$—



Description: This project will provide a permanent addition to the existing facility with minor ADA upgrades. It will also provide capacity relief directly to Templeton, Ports Town and Roger Heights elementary schools.

Justification: Capacity relief and ADA upgrades can be achieved without full scale new school construction.

Highlights: No significant highlights for this project.

Enabling Legislation: Not Applicable

Location		Status	
Address	3817 Cooper Lane, Hyattsville	Project Status	Design Not Begun
Council District	Five	Class	Rehabilitation
Planning Area	Defense Hgts.-Bladensburg and Vicinity	Land Status	Publicly Owned Land

PROJECT MILESTONES

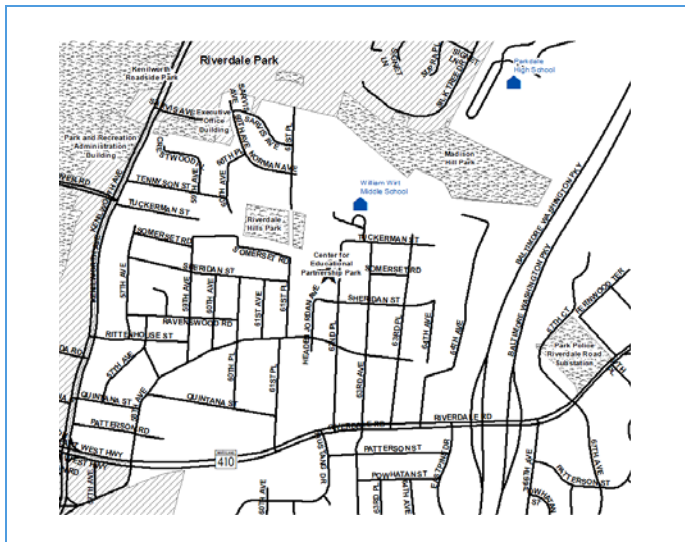
	Estimate	Actual
1 st Year in Capital Program		FY 2020
1 st Year in Capital Budget		FY XXXX
Completed Design	TBD	
Began Construction	TBD	
Project Completion	TBD	

CUMULATIVE APPROPRIATION (000'S)

Life to Date	FY 2023 Estimate	FY 2024	Total
\$0	\$0	\$0	\$0

Project Summary

Category/Description	Total Project Cost	Life to Date Actual	FY 2023 Estimate	Total 6 Years	Budget Year FY 2024	FY 2025	FY 2026	FY 2027	FY 2028	FY 2029	Beyond 6 Years
EXPENDITURE											
PLANS	\$—	\$—	\$—	\$—	\$—	\$—	\$—	\$—	\$—	\$—	\$—
LAND	—	—	—	—	—	—	—	—	—	—	—
CONSTR	31,772	—	—	—	—	—	—	—	—	—	31,772
EQUIP	—	—	—	—	—	—	—	—	—	—	—
OTHER	—	—	—	—	—	—	—	—	—	—	—
TOTAL	\$31,772	\$—	\$—	\$—	\$—	\$—	\$—	\$—	\$—	\$—	\$31,772
FUNDING											
GO BONDS	\$15,981	\$—	\$—	\$—	\$—	\$—	\$—	\$—	\$—	\$—	\$15,981
STATE	15,791	—	—	—	—	—	—	—	—	—	15,791
TOTAL	\$31,772	\$—	\$—	\$—	\$—	\$—	\$—	\$—	\$—	\$—	\$31,772
OPERATING IMPACT											
PERSONNEL				\$—	\$—	\$—	\$—	\$—	\$—	\$—	
OPERATING				—	—	—	—	—	—	—	
DEBT				—	—	—	—	—	—	—	
OTHER				—	—	—	—	—	—	—	
TOTAL				\$—	\$—	\$—	\$—	\$—	\$—	\$—	



Description: This project establishes the Early Childhood Center. The facility is the former Riverdale Hills ES originally constructed in 1958 (35,727 square feet) and sits on a total of seven parcels. A partial renovation was completed by the University of Maryland College Park (UMCP) in 2006 for the areas that are currently occupied by UMCP and a local police department. The remaining classrooms (14,710 square feet) were abated and gutted leaving only the building shell and basic mechanical and electrical equipment. The scope of the project includes the construction of a main office and health suite for the new program, roof replacement, HVAC system replacement (entire building), ADA compliant toilet room upgrades for all affected classrooms, replacement of the windows and exterior doors and other improvements.

Location		Status	
Address	6200 Sheridan Street, Riverdale	Project Status	Not Assigned
Council District	Three	Class	Rehabilitation
Planning Area	Defense Hgts.-Bladensburg and Vicinity	Land Status	Publicly Owned Land

Justification: This project will produce ten classrooms with dedicated ADA compliant bathrooms in each classroom, office and a health facility suitable for an Early Childhood Center Pre-K through 1st grade.

Highlights: No significant highlights for this project.

PROJECT MILESTONES

	Estimate	Actual
1 st Year in Capital Program		FY 2023
1 st Year in Capital Budget		FY 2023
Completed Design	FY 2023	
Began Construction	FY 2023	
Project Completion	TBD	

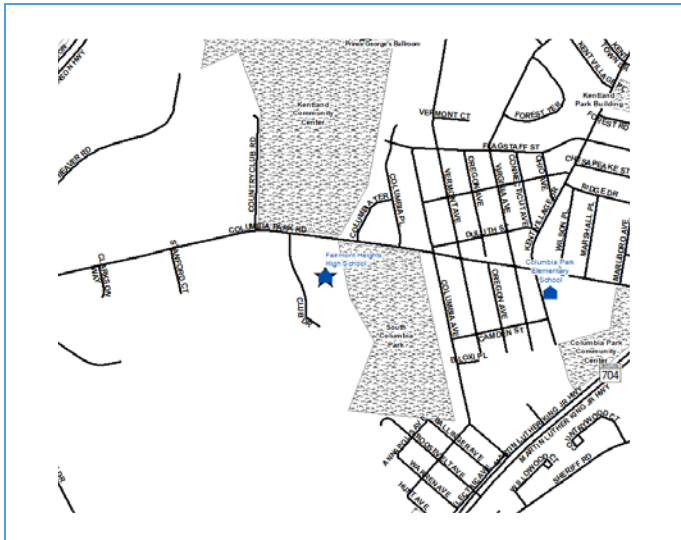
Enabling Legislation: Not Applicable

CUMULATIVE APPROPRIATION (000'S)

Life to Date	FY 2023 Estimate	FY 2024	Total
\$0	\$15,000	\$0	\$15,000

Project Summary

Category/Description	Total Project Cost	Life to Date Actual	FY 2023 Estimate	Total 6 Years	Budget Year FY 2024	FY 2025	FY 2026	FY 2027	FY 2028	FY 2029	Beyond 6 Years
EXPENDITURE											
PLANS	\$—	\$—	\$—	\$—	\$—	\$—	\$—	\$—	\$—	\$—	\$—
LAND	—	—	—	—	—	—	—	—	—	—	—
CONSTR	13,950	—	13,950	—	—	—	—	—	—	—	—
EQUIP	—	—	—	—	—	—	—	—	—	—	—
OTHER	1,050	—	1,050	—	—	—	—	—	—	—	—
TOTAL	\$15,000	\$—	\$15,000	\$—	\$—	\$—	\$—	\$—	\$—	\$—	\$—
FUNDING											
STATE	\$15,000	\$—	\$15,000	\$—	\$—	\$—	\$—	\$—	\$—	\$—	\$—
TOTAL	\$15,000	\$—	\$15,000	\$—	\$—	\$—	\$—	\$—	\$—	\$—	\$—
OPERATING IMPACT											
PERSONNEL				\$—	\$—	\$—	\$—	\$—	\$—	\$—	
OPERATING				—	—	—	—	—	—	—	
DEBT				—	—	—	—	—	—	—	
OTHER				—	—	—	—	—	—	—	
TOTAL				\$—	\$—	\$—	\$—	\$—	\$—	\$—	



Description: This replacement school is 190,058 square feet for a student state rated capacity of 953 seats.

Justification: This high school was built at 6501 Columbia Park Road and replaced the outdated facility located at 1401 Nye Road.

Highlights: Temporary occupancy was achieved in August 2017. This project is remaining in the program until the completion of fiscal closeout.

Enabling Legislation: Not Applicable

Location		Status	
Address	6501 Columbia Park Road, Landover	Project Status	Closing - Finance
Council District	Five	Class	Replacement
Planning Area	Hyattsville and Vicinity	Land Status	Publicly Owned Land

PROJECT MILESTONES

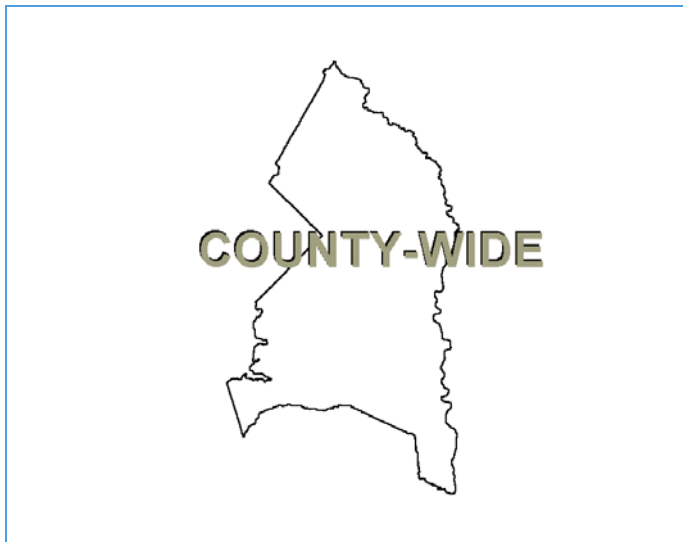
	Estimate	Actual
1 st Year in Capital Program		FY 2007
1 st Year in Capital Budget		FY 2007
Completed Design		FY 2022
Began Construction	TBD	
Project Completion	TBD	

CUMULATIVE APPROPRIATION (000'S)

Life to Date	FY 2023 Estimate	FY 2024	Total
\$89,949	\$13,807	\$0	\$103,756

Project Summary

Category/Description	Total Project Cost	Life to Date Actual	FY 2023 Estimate	Total 6 Years	Budget Year FY 2024	FY 2025	FY 2026	FY 2027	FY 2028	FY 2029	Beyond 6 Years
EXPENDITURE											
PLANS	\$161	\$161	\$—	\$—	\$—	\$—	\$—	\$—	\$—	\$—	\$—
LAND	—	—	—	—	—	—	—	—	—	—	—
CONSTR	68,467	65,819	2,648	—	—	—	—	—	—	—	—
EQUIP	4,003	4,003	—	—	—	—	—	—	—	—	—
OTHER	31,125	19,966	11,159	—	—	—	—	—	—	—	—
TOTAL	\$103,756	\$89,949	\$13,807	\$—	\$—	\$—	\$—	\$—	\$—	\$—	\$—
FUNDING											
GO BONDS	\$92,771	\$92,656	\$115	\$—	\$—	\$—	\$—	\$—	\$—	\$—	\$—
STATE	10,985	10,985	—	—	—	—	—	—	—	—	—
TOTAL	\$103,756	\$103,641	\$115	\$—	\$—	\$—	\$—	\$—	\$—	\$—	\$—
OPERATING IMPACT											
PERSONNEL				\$—	\$—	\$—	\$—	\$—	\$—	\$—	
OPERATING				—	—	—	—	—	—	—	
DEBT				—	—	—	—	—	—	—	
OTHER				—	—	—	—	—	—	—	
TOTAL				\$—	\$—	\$—	\$—	\$—	\$—	\$—	



Description: This project provides State reimbursement of County funds used for eligible school construction projects where State funds have not been allocated.

Justification: To complete construction and closeout for a number of schools where the State did not provide its formula-driven share of State school construction aid, the County must substitute its own funds and seek State reimbursement in a future year.

Highlights: This project remains in the program to account for any future reimbursement

Enabling Legislation: Not Applicable

Location		Status	
Address	Countywide	Project Status	Not Assigned
Council District	Countywide	Class	Not Assigned
Planning Area	Not Assigned	Land Status	Not Assigned

PROJECT MILESTONES

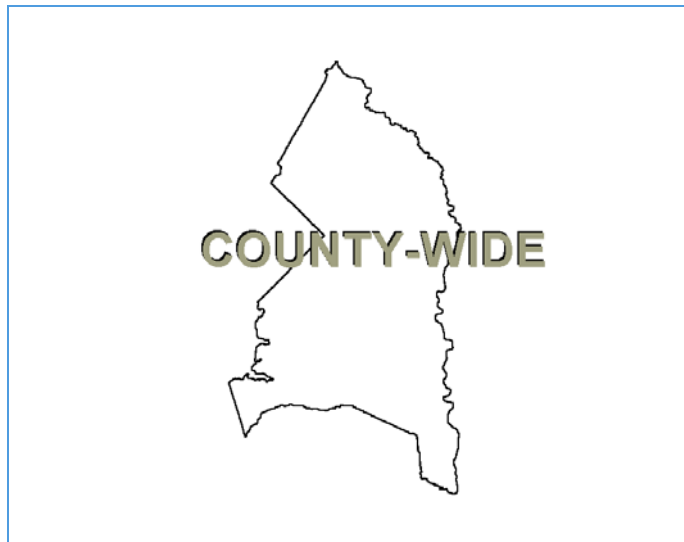
	Estimate	Actual
1 st Year in Capital Program		FY 2003
1 st Year in Capital Budget		FY 2003
Completed Design	TBD	
Began Construction	TBD	
Project Completion	TBD	

CUMULATIVE APPROPRIATION (000'S)

Life to Date	FY 2023 Estimate	FY 2024	Total
\$0	\$0	\$0	\$0

Project Summary

Category/Description	Total Project Cost	Life to Date Actual	FY 2023 Estimate	Total 6 Years	Budget Year FY 2024	FY 2025	FY 2026	FY 2027	FY 2028	FY 2029	Beyond 6 Years
EXPENDITURE											
PLANS	\$—	\$—	\$—	\$—	\$—	\$—	\$—	\$—	\$—	\$—	\$—
LAND	—	—	—	—	—	—	—	—	—	—	—
CONSTR	—	—	—	—	—	—	—	—	—	—	—
EQUIP	—	—	—	—	—	—	—	—	—	—	—
OTHER	—	—	—	—	—	—	—	—	—	—	—
TOTAL	\$—	\$—	\$—	\$—	\$—	\$—	\$—	\$—	\$—	\$—	\$—
OPERATING IMPACT											
PERSONNEL				\$—	\$—	\$—	\$—	\$—	\$—	\$—	
OPERATING				—	—	—	—	—	—	—	
DEBT				—	—	—	—	—	—	—	
OTHER				—	—	—	—	—	—	—	
TOTAL				\$—	\$—	\$—	\$—	\$—	\$—	\$—	



Description: This project provides funding to complete air conditioning and heating upgrades in classrooms, multi-purpose rooms and other instructional rooms in elementary, middle, and high schools, as well as other instructional facilities.

Justification: There remains a need to complete air conditioning and heating upgrades in several instructional rooms in elementary, middle, and high schools, as well as other instructional facilities.

Highlights: The total project decreases in FY 2024 and is deferred in FY 2025 and FY 2026 to partially absorb the increase in the Suitland Annex Replacement project.

Enabling Legislation: Not Applicable

Location		Status	
Address	Countywide	Project Status	Not Assigned
Council District	Countywide	Class	Rehabilitation
Planning Area	Not Assigned	Land Status	No Land Involved

PROJECT MILESTONES

	Estimate	Actual
1 st Year in Capital Program		FY 2001
1 st Year in Capital Budget		FY 2004
Completed Design		Ongoing
Began Construction		Ongoing
Project Completion		Ongoing

CUMULATIVE APPROPRIATION (000'S)

Life to Date	FY 2023 Estimate	FY 2024	Total
\$23,941	\$27,711	\$1,396	\$53,048

Project Summary

Category/Description	Total Project Cost	Life to Date Actual	FY 2023 Estimate	Total 6 Years	Budget Year FY 2024	FY 2025	FY 2026	FY 2027	FY 2028	FY 2029	Beyond 6 Years
EXPENDITURE											
PLANS	\$1	\$1	\$—	\$—	\$—	\$—	\$—	\$—	\$—	\$—	\$—
LAND	—	—	—	—	—	—	—	—	—	—	—
CONSTR	76,396	20,289	27,711	28,396	1,396	—	—	7,000	10,000	10,000	—
EQUIP	—	—	—	—	—	—	—	—	—	—	—
OTHER	3,651	3,651	—	—	—	—	—	—	—	—	—
TOTAL	\$80,048	\$23,941	\$27,711	\$28,396	\$1,396	\$—	\$—	\$7,000	\$10,000	\$10,000	\$—
FUNDING											
GO BONDS	\$79,628	\$19,446	\$25,856	\$34,326	\$1,396	\$—	\$—	\$7,000	\$11,500	\$14,430	\$—
OTHER	420	420	—	—	—	—	—	—	—	—	—
TOTAL	\$80,048	\$19,866	\$25,856	\$34,326	\$1,396	\$—	\$—	\$7,000	\$11,500	\$14,430	\$—
OPERATING IMPACT											
PERSONNEL				\$—	\$—	\$—	\$—	\$—	\$—	\$—	
OPERATING				—	—	—	—	—	—	—	
DEBT				—	—	—	—	—	—	—	
OTHER				—	—	—	—	—	—	—	
TOTAL				\$—	\$—	\$—	\$—	\$—	\$—	\$—	



Description: The High Point High School Special Education Inclusion (SEI) renovation project is for High Point High School, a Cycle 1 school per the Prince George's County Public Schools Educational Facility Master Plan. The Board approved FY 2021 CIP request is for a capacity of 2,600 students based on current and projected enrollment.

Justification: Based on a feasibility study completed in May 2014, a replacement is recommended for High Point High School (Planning Area 38) driven by educational adequacy deficiencies, poor condition of the building systems and overutilization.

Highlights: Total project cost increases by \$43.8 million over the prior fiscal year, but funding was provided in FY 2023 to begin planning and design of this school.

Enabling Legislation: Not Applicable

Location		Status	
Address	3601 Powder Mill Road, Beltsville	Project Status	Design Stage
Council District	One	Class	Rehabilitation
Planning Area	Fairland, Beltsville	Land Status	Publicly Owned Land

PROJECT MILESTONES

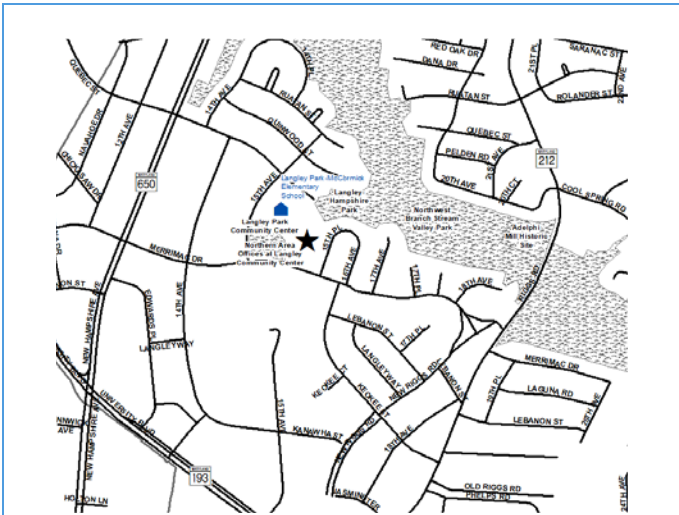
	Estimate	Actual
1 st Year in Capital Program		FY 2013
1 st Year in Capital Budget		FY 2015
Completed Design	FY 2024	
Began Construction	FY 2025	
Project Completion	TBD	

CUMULATIVE APPROPRIATION (000'S)

Life to Date	FY 2023 Estimate	FY 2024	Total
\$0	\$8,000	\$0	\$8,000

Project Summary

Category/Description	Total Project Cost	Life to Date Actual	FY 2023 Estimate	Total 6 Years	Budget Year FY 2024	FY 2025	FY 2026	FY 2027	FY 2028	FY 2029	Beyond 6 Years
EXPENDITURE											
PLANS	\$—	\$—	\$—	\$—	\$—	\$—	\$—	\$—	\$—	\$—	\$—
LAND	—	—	—	—	—	—	—	—	—	—	—
CONSTR	—	—	—	—	—	—	—	—	—	—	—
EQUIP	—	—	—	—	—	—	—	—	—	—	—
OTHER	256,546	—	8,000	195,000	—	2,000	6,000	12,000	65,000	110,000	53,546
TOTAL	\$256,546	\$—	\$8,000	\$195,000	\$—	\$2,000	\$6,000	\$12,000	\$65,000	\$110,000	\$53,546
FUNDING											
GO BONDS	\$153,626	\$—	\$8,000	\$116,000	\$—	\$—	\$4,000	\$12,000	\$40,000	\$60,000	\$29,626
STATE	102,920	—	—	79,000	—	2,000	2,000	—	25,000	50,000	23,920
TOTAL	\$256,546	\$—	\$8,000	\$195,000	\$—	\$2,000	\$6,000	\$12,000	\$65,000	\$110,000	\$53,546
OPERATING IMPACT											
PERSONNEL				\$—	\$—	\$—	\$—	\$—	\$—	\$—	
OPERATING				—	—	—	—	—	—	—	
DEBT				—	—	—	—	—	—	—	
OTHER				—	—	—	—	—	—	—	
TOTAL				\$—	\$—	\$—	\$—	\$—	\$—	\$—	



Description: The International High School offers underserved students (i.e., high percentage of at risk, economically disadvantaged English language learners and first generation college students) and newcomer immigrant students an innovative opportunity to complete a high school diploma in a learning environment customized to their specific learning needs. The maximum capacity for this school is 400 students. The school is identified as a Cycle 1 school as noted in the Educational Facility Master Plan and is temporarily located in the Annapolis Road Academy Alternative HS facility.

Justification: The New International School at Langley Park is a Cycle 1 school per the Prince George’s County Public Schools Educational Facility Master Plan.

Highlights: This project was previously delayed until FY 2028 due to debt affordability concerns but now it moves up to FY 2027.

Enabling Legislation: Not Applicable

Location		Status	
Address	8201 15th Avenue, Hyattsville	Project Status	Design Stage
Council District	Two	Class	New Construction
Planning Area	Takoma Park-Langley Park	Land Status	Publicly Owned Land

PROJECT MILESTONES

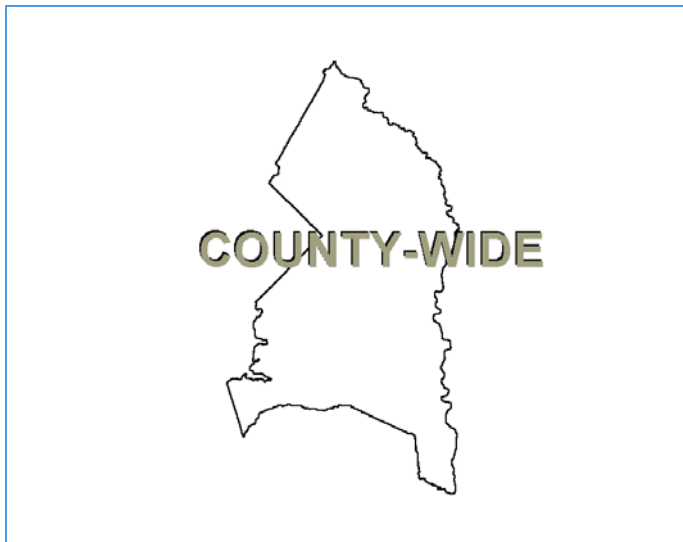
	Estimate	Actual
1 st Year in Capital Program		FY 2017
1 st Year in Capital Budget		FY 2017
Completed Design	FY 2022	
Began Construction	FY 2029	
Project Completion	FY 2031	

CUMULATIVE APPROPRIATION (000'S)

Life to Date	FY 2023 Estimate	FY 2024	Total
\$1,473	\$1,527	\$0	\$3,000

Project Summary

Category/Description	Total Project Cost	Life to Date Actual	FY 2023 Estimate	Total 6 Years	Budget Year FY 2024	FY 2025	FY 2026	FY 2027	FY 2028	FY 2029	Beyond 6 Years
EXPENDITURE											
PLANS	\$35,917	\$270	\$1,527	\$3,500	\$—	\$—	\$—	\$500	\$1,000	\$2,000	\$30,620
LAND	—	—	—	—	—	—	—	—	—	—	—
CONSTR	—	—	—	—	—	—	—	—	—	—	—
EQUIP	—	—	—	—	—	—	—	—	—	—	—
OTHER	1,203	1,203	—	—	—	—	—	—	—	—	—
TOTAL	\$37,120	\$1,473	\$1,527	\$3,500	\$—	\$—	\$—	\$500	\$1,000	\$2,000	\$30,620
FUNDING											
GO BONDS	\$37,120	\$3,000	\$—	\$3,500	\$—	\$—	\$—	\$500	\$1,000	\$2,000	\$30,620
TOTAL	\$37,120	\$3,000	\$—	\$3,500	\$—	\$—	\$—	\$500	\$1,000	\$2,000	\$30,620
OPERATING IMPACT											
PERSONNEL				\$—	\$—	\$—	\$—	\$—	\$—	\$—	
OPERATING				—	—	—	—	—	—	—	
DEBT				—	—	—	—	—	—	—	
OTHER				—	—	—	—	—	—	—	
TOTAL				\$—	\$—	\$—	\$—	\$—	\$—	\$—	



Description: This project includes short-term and long-term capital improvements for the food service facilities and equipment needs.

Justification: This project allows for new or renovated kitchens at existing schools and efficient food delivery systems to achieve maximum output within a minimum amount of space, using a minimum amount of labor.

Highlights: Funding for FY 2024 has been partially deferred and delayed in FY 2025 and FY 2026 to partially absorb the increase in the Suitland Annex Replacement project.

Enabling Legislation: Not Applicable

Location		Status	
Address	Countywide	Project Status	Not Assigned
Council District	Countywide	Class	Rehabilitation
Planning Area	Not Assigned	Land Status	No Land Involved

PROJECT MILESTONES

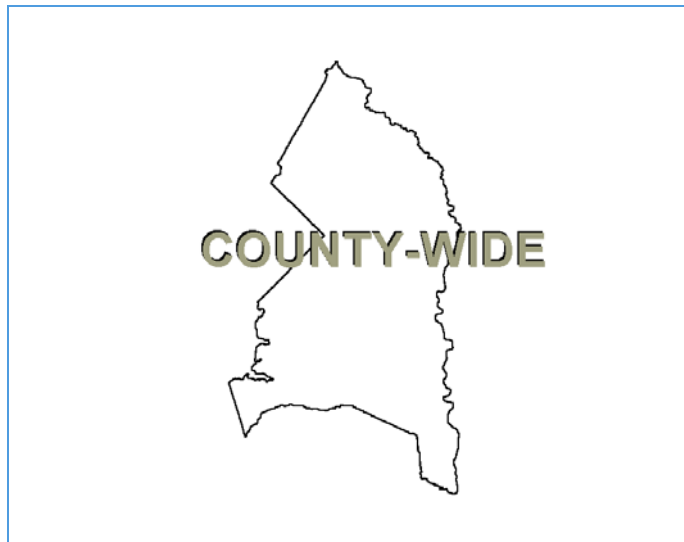
	Estimate	Actual
1 st Year in Capital Program		FY 2011
1 st Year in Capital Budget		FY 2011
Completed Design		Ongoing
Began Construction		Ongoing
Project Completion		Ongoing

CUMULATIVE APPROPRIATION (000'S)

Life to Date	FY 2023 Estimate	FY 2024	Total
\$14,936	\$8,791	\$1,500	\$25,227

Project Summary

Category/Description	Total Project Cost	Life to Date Actual	FY 2023 Estimate	Total 6 Years	Budget Year FY 2024	FY 2025	FY 2026	FY 2027	FY 2028	FY 2029	Beyond 6 Years
EXPENDITURE											
PLANS	\$1	\$1	\$—	\$—	\$—	\$—	\$—	\$—	\$—	\$—	\$—
LAND	—	—	—	—	—	—	—	—	—	—	—
CONSTR	29,020	9,729	8,791	10,500	1,500	—	—	3,000	3,000	3,000	—
EQUIP	1	1	—	—	—	—	—	—	—	—	—
OTHER	5,205	5,205	—	—	—	—	—	—	—	—	—
TOTAL	\$34,227	\$14,936	\$8,791	\$10,500	\$1,500	\$—	\$—	\$3,000	\$3,000	\$3,000	\$—
FUNDING											
GO BONDS	\$33,177	\$16,277	\$6,400	\$10,500	\$1,500	\$—	\$—	\$3,000	\$3,000	\$3,000	\$—
OTHER	1,050	1,050	—	—	—	—	—	—	—	—	—
TOTAL	\$34,227	\$17,327	\$6,400	\$10,500	\$1,500	\$—	\$—	\$3,000	\$3,000	\$3,000	\$—
OPERATING IMPACT											
PERSONNEL				\$—	\$—	\$—	\$—	\$—	\$—	\$—	
OPERATING				—	—	—	—	—	—	—	
DEBT				—	—	—	—	—	—	—	
OTHER				—	—	—	—	—	—	—	
TOTAL				\$—	\$—	\$—	\$—	\$—	\$—	\$—	



Description: This project provides funds for acquisition of private property to be used for school sites and the implementation of infrastructure such as road and access improvements.

Justification: With the rapid growth in population in Prince George's County, the locations needed for schools often do not align with the limited inventory of sites owned by the Board of Education, M-NCPPC and the County government. The acquisition of private properties to supplement the inventory of publicly owned sites will become an increasing reality in future years. Future requests for private property acquisitions are still under consideration and have not been determined. Infrastructure improvements may be needed in conjunction with new schools and the modernization of existing schools.

Highlights: This project is deferred in FY 2025 and FY 2026 to partially absorb the increase in the Suitland Annex Replacement project.

Enabling Legislation: Not Applicable

Location		Status	
Address	Countywide	Project Status	Not Assigned
Council District	Countywide	Class	Land Acquisition
Planning Area	Not Assigned	Land Status	Land Acquisition

PROJECT MILESTONES

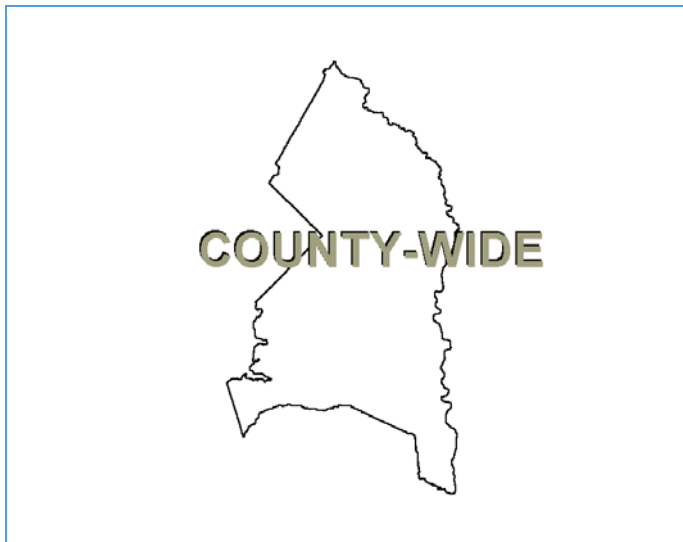
	Estimate	Actual
1 st Year in Capital Program		FY 2002
1 st Year in Capital Budget		FY 2002
Completed Design		Ongoing
Began Construction		Ongoing
Project Completion		Ongoing

CUMULATIVE APPROPRIATION (000'S)

Life to Date	FY 2023 Estimate	FY 2024	Total
\$6,768	\$12,220	\$2,710	\$21,698

Project Summary

Category/Description	Total Project Cost	Life to Date Actual	FY 2023 Estimate	Total 6 Years	Budget Year FY 2024	FY 2025	FY 2026	FY 2027	FY 2028	FY 2029	Beyond 6 Years
EXPENDITURE											
PLANS	\$—	\$—	\$—	\$—	\$—	\$—	\$—	\$—	\$—	\$—	\$—
LAND	9,756	—	—	9,756	2,439	—	—	2,439	2,439	2,439	—
CONSTR	—	—	—	—	—	—	—	—	—	—	—
EQUIP	—	—	—	—	—	—	—	—	—	—	—
OTHER	20,072	6,768	12,220	1,084	271	—	—	271	271	271	—
TOTAL	\$29,828	\$6,768	\$12,220	\$10,840	\$2,710	\$—	\$—	\$2,710	\$2,710	\$2,710	\$—
FUNDING											
GO BONDS	\$29,828	\$11,150	\$7,838	\$10,840	\$2,710	\$—	\$—	\$2,710	\$2,710	\$2,710	\$—
TOTAL	\$29,828	\$11,150	\$7,838	\$10,840	\$2,710	\$—	\$—	\$2,710	\$2,710	\$2,710	\$—
OPERATING IMPACT											
PERSONNEL				\$—	\$—	\$—	\$—	\$—	\$—	\$—	
OPERATING				—	—	—	—	—	—	—	
DEBT				—	—	—	—	—	—	—	
OTHER				—	—	—	—	—	—	—	
TOTAL				\$—	\$—	\$—	\$—	\$—	\$—	\$—	



Description: The project provides funds to remediate possible lead from drinking water and to meet Environmental Protection Agency (EPA) standards.

Justification: All code requirements were met at the time the schools were built; however EPA codes have continued to be updated.

Highlights: Projects will be completed as necessary in designated schools.

Enabling Legislation: Not Applicable

Location		Status	
Address	Countywide	Project Status	Not Assigned
Council District	Countywide	Class	Rehabilitation
Planning Area	Not Assigned	Land Status	No Land Involved

PROJECT MILESTONES

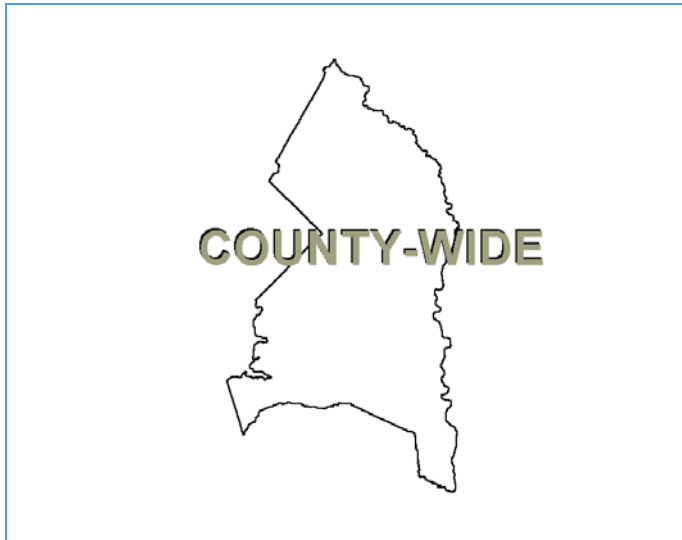
	Estimate	Actual
1 st Year in Capital Program		FY 1981
1 st Year in Capital Budget		FY 1981
Completed Design		Ongoing
Began Construction		Ongoing
Project Completion		Ongoing

CUMULATIVE APPROPRIATION (000'S)

Life to Date	FY 2023 Estimate	FY 2024	Total
\$2,173	\$1,400	\$100	\$3,673

Project Summary

Category/Description	Total Project Cost	Life to Date Actual	FY 2023 Estimate	Total 6 Years	Budget Year FY 2024	FY 2025	FY 2026	FY 2027	FY 2028	FY 2029	Beyond 6 Years
EXPENDITURE											
PLANS	\$—	\$—	\$—	\$—	\$—	\$—	\$—	\$—	\$—	\$—	\$—
LAND	—	—	—	—	—	—	—	—	—	—	—
CONSTR	3,598	1,698	1,400	500	100	100	100	100	100	—	—
EQUIP	—	—	—	—	—	—	—	—	—	—	—
OTHER	475	475	—	—	—	—	—	—	—	—	—
TOTAL	\$4,073	\$2,173	\$1,400	\$500	\$100	\$100	\$100	\$100	\$100	\$—	\$—
FUNDING											
GO BONDS	\$4,068	\$2,368	\$1,200	\$500	\$100	\$100	\$100	\$100	\$100	\$—	\$—
OTHER	5	5	—	—	—	—	—	—	—	—	—
TOTAL	\$4,073	\$2,373	\$1,200	\$500	\$100	\$100	\$100	\$100	\$100	\$—	\$—
OPERATING IMPACT											
PERSONNEL				\$—	\$—	\$—	\$—	\$—	\$—	\$—	
OPERATING				—	—	—	—	—	—	—	
DEBT				—	—	—	—	—	—	—	
OTHER				—	—	—	—	—	—	—	
TOTAL				\$—	\$—	\$—	\$—	\$—	\$—	\$—	



Description: This project provides funding for the repair and replacement of bleachers, lockers, flooring, boilers, electrical systems, energy projects, environmental issues, painting, structural systems, emergency repairs, and expenses associated with meeting federally-mandated regulations.

Justification: The average age of school buildings is approximately 40 years and the supporting building systems and equipment have exceeded their life expectancy. Consequently, there has been a marked increase in electrical, plumbing and structural component failures. The cost of either planned replacements or emergency repairs for such items far exceed provisions in the annual maintenance operating budget.

Highlights: Funding decreases between FY 2024 and FY 2026 to partially absorb the increase in the Suitland Annex Replacement project.

Enabling Legislation: Not Applicable

Location		Status	
Address	Countywide	Project Status	Not Assigned
Council District	Countywide	Class	Rehabilitation
Planning Area	Not Assigned	Land Status	Not Assigned

PROJECT MILESTONES

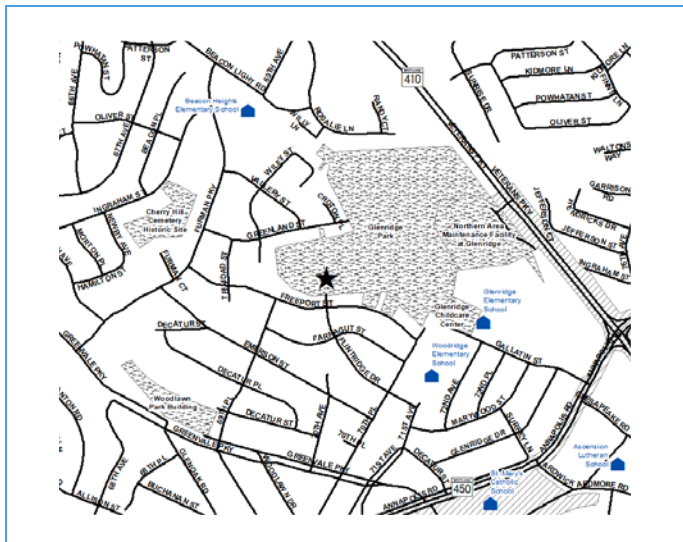
	Estimate	Actual
1 st Year in Capital Program		FY 1988
1 st Year in Capital Budget		FY 1988
Completed Design		Ongoing
Began Construction		Ongoing
Project Completion		Ongoing

CUMULATIVE APPROPRIATION (000'S)

Life to Date	FY 2023 Estimate	FY 2024	Total
\$113,796	\$34,978	\$7,500	\$156,274

Project Summary

Category/Description	Total Project Cost	Life to Date Actual	FY 2023 Estimate	Total 6 Years	Budget Year FY 2024	FY 2025	FY 2026	FY 2027	FY 2028	FY 2029	Beyond 6 Years
EXPENDITURE											
PLANS	\$271	\$271	\$—	\$—	\$—	\$—	\$—	\$—	\$—	\$—	\$—
LAND	—	—	—	—	—	—	—	—	—	—	—
CONSTR	132,653	45,175	34,978	52,500	7,500	7,500	7,500	10,000	10,000	10,000	—
EQUIP	340	340	—	—	—	—	—	—	—	—	—
OTHER	68,010	68,010	—	—	—	—	—	—	—	—	—
TOTAL	\$201,274	\$113,796	\$34,978	\$52,500	\$7,500	\$7,500	\$7,500	\$10,000	\$10,000	\$10,000	\$—
FUNDING											
GO BONDS	\$182,561	\$103,462	\$26,599	\$52,500	\$7,500	\$7,500	\$7,500	\$10,000	\$10,000	\$10,000	\$—
OTHER	18,713	18,713	—	—	—	—	—	—	—	—	—
TOTAL	\$201,274	\$122,175	\$26,599	\$52,500	\$7,500	\$7,500	\$7,500	\$10,000	\$10,000	\$10,000	\$—
OPERATING IMPACT											
PERSONNEL				\$—	\$—	\$—	\$—	\$—	\$—	\$—	
OPERATING				—	—	—	—	—	—	—	
DEBT				—	—	—	—	—	—	—	
OTHER				—	—	—	—	—	—	—	
TOTAL				\$—	\$—	\$—	\$—	\$—	\$—	\$—	



Description: Since the PGCPs Board adopted an educational initiative to transition 6th grade students to middle school, the system has been gradually changing to a Grades K-5/6-8 configuration on a 'space available basis.' However, a complete reorganization will not be able to occur in the northern part of the county unless the District adds new middle school capacity. The estimated budget is based on a 1,200 students state rated capacity and an approximately 174,000 square foot building. The new school will include a three room cluster for students with severe and profound disabilities (Special Education Regional Program) currently located at Margaret Brent Regional stand-alone facility).

Justification: Projected overutilization is the primary concern for middle schools in the northern part of the county and is preventing the realignment of the 6th grades. This new middle school will address the most significant capacity needs. This project is a Cycle 1 school per the Prince George's County Public Schools Educational Facility Master Plan.

Highlights: Funding for FY 2024 has been deferred to partially absorb the increase in the Suitland Annex Replacement project.

Location		Status	
Address	5211 Flintridge Drive, Hyattsville	Project Status	Design Stage
Council District	Three	Class	Replacement
Planning Area	Defense Hgts.-Bladensburg and Vicinity	Land Status	Publicly Owned Land

PROJECT MILESTONES

	Estimate	Actual
1 st Year in Capital Program		FY 2016
1 st Year in Capital Budget		FY 2019
Completed Design		FY 2020
Began Construction	FY 2022	
Project Completion	TBD	

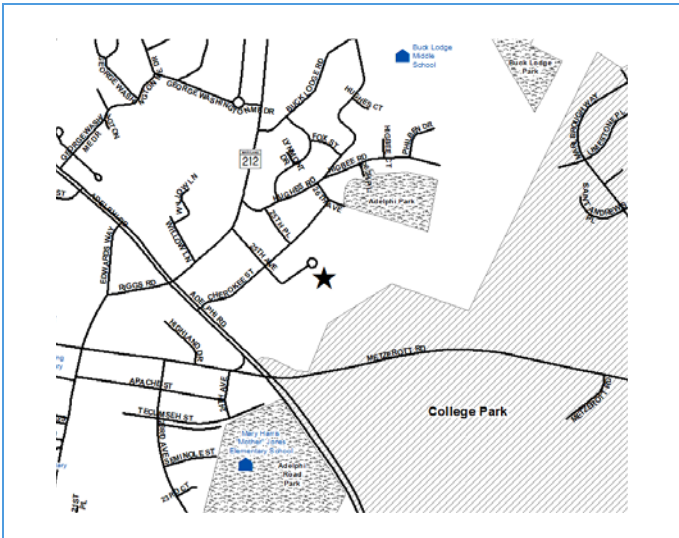
Enabling Legislation: Not Applicable

CUMULATIVE APPROPRIATION (000'S)

Life to Date	FY 2023 Estimate	FY 2024	Total
\$4,905	\$80,831	\$0	\$85,736

Project Summary

Category/Description	Total Project Cost	Life to Date Actual	FY 2023 Estimate	Total 6 Years	Budget Year FY 2024	FY 2025	FY 2026	FY 2027	FY 2028	FY 2029	Beyond 6 Years
EXPENDITURE											
PLANS	\$521	\$521	\$—	\$—	\$—	\$—	\$—	\$—	\$—	\$—	\$—
LAND	—	—	—	—	—	—	—	—	—	—	—
CONSTR	81,064	233	80,831	—	—	—	—	—	—	—	—
EQUIP	194	194	—	—	—	—	—	—	—	—	—
OTHER	3,957	3,957	—	—	—	—	—	—	—	—	—
TOTAL	\$85,736	\$4,905	\$80,831	\$—	\$—	\$—	\$—	\$—	\$—	\$—	\$—
FUNDING											
GO BONDS	\$55,967	\$31,942	\$24,025	\$—	\$—	\$—	\$—	\$—	\$—	\$—	\$—
STATE	29,769	29,769	—	—	—	—	—	—	—	—	—
TOTAL	\$85,736	\$61,711	\$24,025	\$—	\$—	\$—	\$—	\$—	\$—	\$—	\$—
OPERATING IMPACT											
PERSONNEL				\$—	\$—	\$—	\$—	\$—	\$—	\$—	\$—
OPERATING				—	—	—	—	—	—	—	—
DEBT				—	—	—	—	—	—	—	—
OTHER				—	—	—	—	—	—	—	—
TOTAL				\$—	\$—	\$—	\$—	\$—	\$—	\$—	\$—



Description: A new high school is recommended for the northern part of the County (Planning area 38) driven by current and projected overutilization. The previous Board approved request was for a 369,806 square foot high school with a State rated capacity for 2,600 students.

Justification: This project is a Cycle 1 school per the Prince George's County Public Schools Educational Facility Master Plan.

Highlights: Overall project cost decreases from prior year to address debt affordability concerns. Partial funding remains in FY 2024 based on current cost estimates.

Enabling Legislation: Not Applicable

Location		Status	
Address	9000 25th Avenue, Adelphi	Project Status	Design Stage
Council District	One	Class	New Construction
Planning Area	Takoma Park-Langley Park	Land Status	Under Negotiation

PROJECT MILESTONES

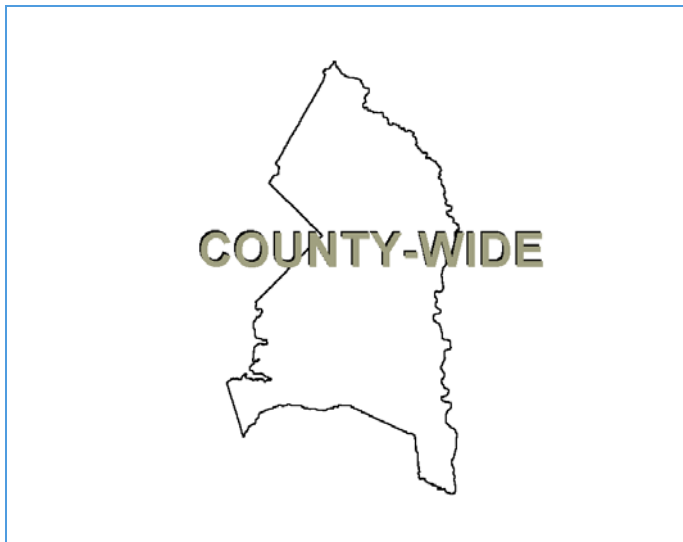
	Estimate	Actual
1 st Year in Capital Program		FY 2017
1 st Year in Capital Budget		FY 2020
Completed Design	FY 2023	
Began Construction	FY 2024	
Project Completion	TBD	

CUMULATIVE APPROPRIATION (000'S)

Life to Date	FY 2023 Estimate	FY 2024	Total
\$4,052	\$6,948	\$4,000	\$15,000

Project Summary

Category/Description	Total Project Cost	Life to Date Actual	FY 2023 Estimate	Total 6 Years	Budget Year FY 2024	FY 2025	FY 2026	FY 2027	FY 2028	FY 2029	Beyond 6 Years
EXPENDITURE											
PLANS	\$219,931	\$—	\$—	\$206,424	\$4,000	\$4,000	\$10,000	\$66,534	\$73,627	\$48,263	\$13,507
LAND	—	—	—	—	—	—	—	—	—	—	—
CONSTR	6,948	—	6,948	—	—	—	—	—	—	—	—
EQUIP	—	—	—	—	—	—	—	—	—	—	—
OTHER	4,052	4,052	—	—	—	—	—	—	—	—	—
TOTAL	\$230,931	\$4,052	\$6,948	\$206,424	\$4,000	\$4,000	\$10,000	\$66,534	\$73,627	\$48,263	\$13,507
FUNDING											
GO BONDS	\$71,861	\$8,500	\$2,500	\$60,861	\$4,000	\$4,000	\$6,000	\$18,234	\$28,627	\$—	\$—
STATE	159,070	—	—	145,563	—	—	4,000	48,300	45,000	48,263	13,507
TOTAL	\$230,931	\$8,500	\$2,500	\$206,424	\$4,000	\$4,000	\$10,000	\$66,534	\$73,627	\$48,263	\$13,507
OPERATING IMPACT											
PERSONNEL				\$—	\$—	\$—	\$—	\$—	\$—	\$—	\$—
OPERATING				—	—	—	—	—	—	—	—
DEBT				—	—	—	—	—	—	—	—
OTHER				—	—	—	—	—	—	—	—
TOTAL				\$—	\$—	\$—	\$—	\$—	\$—	\$—	\$—



Description: This project converts large, open space pod classrooms in existing schools to traditional, closed classrooms for fewer students. This includes replacing movable walls between classrooms with permanent, soundproof walls.

Justification: This project consists of converting open space pod classrooms built in the 1970s and earlier to individual, closed classrooms more conducive to learning.

Highlights: During renovations, affected classrooms are fully modernized. Total funding increases to reflect funding in FY 2024.

Enabling Legislation: Not Applicable

Location		Status	
Address	Countywide	Project Status	Not Assigned
Council District	Countywide	Class	Rehabilitation
Planning Area	Not Assigned	Land Status	Publicly Owned Land

PROJECT MILESTONES

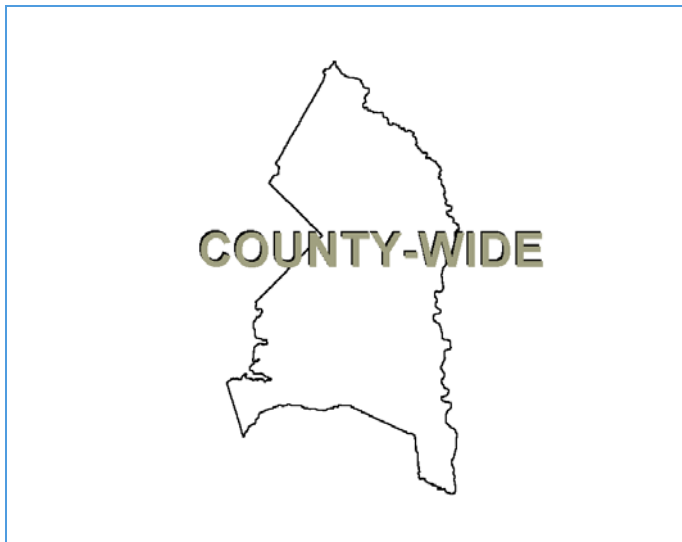
	Estimate	Actual
1 st Year in Capital Program		FY 2011
1 st Year in Capital Budget		FY 2011
Completed Design		Ongoing
Began Construction		Ongoing
Project Completion		Ongoing

CUMULATIVE APPROPRIATION (000'S)

Life to Date	FY 2023 Estimate	FY 2024	Total
\$4,450	\$10,850	\$1,500	\$16,800

Project Summary

Category/Description	Total Project Cost	Life to Date Actual	FY 2023 Estimate	Total 6 Years	Budget Year FY 2024	FY 2025	FY 2026	FY 2027	FY 2028	FY 2029	Beyond 6 Years
EXPENDITURE											
PLANS	\$—	\$—	\$—	\$—	\$—	\$—	\$—	\$—	\$—	\$—	\$—
LAND	—	—	—	—	—	—	—	—	—	—	—
CONSTR	4,898	3,257	141	1,500	1,500	—	—	—	—	—	—
EQUIP	128	128	—	—	—	—	—	—	—	—	—
OTHER	11,774	1,065	10,709	—	—	—	—	—	—	—	—
TOTAL	\$16,800	\$4,450	\$10,850	\$1,500	\$1,500	\$—	\$—	\$—	\$—	\$—	\$—
FUNDING											
GO BONDS	\$11,107	\$10,000	\$—	\$1,107	\$1,107	\$—	\$—	\$—	\$—	\$—	\$—
STATE	5,693	5,693	—	—	—	—	—	—	—	—	—
TOTAL	\$16,800	\$15,693	\$—	\$1,107	\$1,107	\$—	\$—	\$—	\$—	\$—	\$—
OPERATING IMPACT											
PERSONNEL				\$—	\$—	\$—	\$—	\$—	\$—	\$—	
OPERATING				—	—	—	—	—	—	—	
DEBT				—	—	—	—	—	—	—	
OTHER				—	—	—	—	—	—	—	
TOTAL				\$—	\$—	\$—	\$—	\$—	\$—	\$—	



Description: This project provides funding for additional entrance/exit drives, vehicle turnarounds, bus waiting areas, sidewalks and parent drop-off/pick-up areas at various school sites to accommodate the increased volume of traffic and improve on-site safety.

Justification: Most schools were built when a majority of students walked to school, and driveways were designed to handle only staff and visitor parking with a limited number of school buses. With the increase in school bus traffic and the number of parents transporting children to and from school, driveways often cannot handle the traffic volume. This situation has resulted in congestion during arrival and dismissal times.

Highlights: Projects will be completed as needed across the school district.

Enabling Legislation: Not Applicable

Location		Status	
Address	Countywide	Project Status	Not Assigned
Council District	Countywide	Class	Rehabilitation
Planning Area	Not Assigned	Land Status	Publicly Owned Land

PROJECT MILESTONES

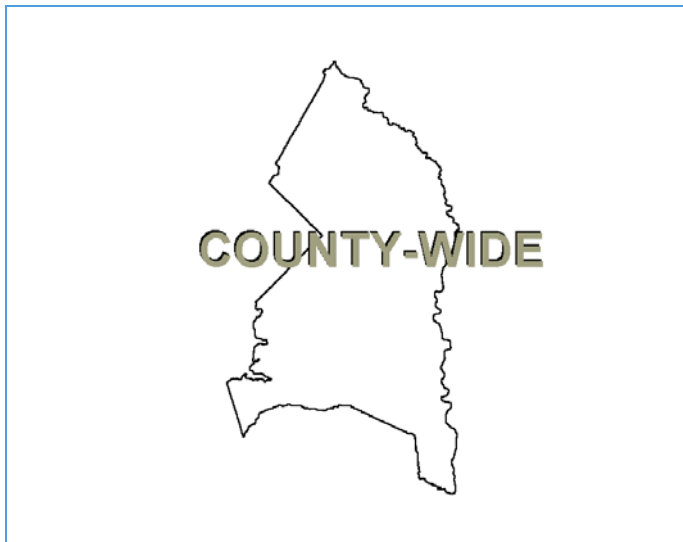
	Estimate	Actual
1 st Year in Capital Program		FY 2001
1 st Year in Capital Budget		FY 2001
Completed Design		Ongoing
Began Construction		Ongoing
Project Completion		Ongoing

CUMULATIVE APPROPRIATION (000'S)

Life to Date	FY 2023 Estimate	FY 2024	Total
\$10,264	\$3,743	\$750	\$14,757

Project Summary

Category/Description	Total Project Cost	Life to Date Actual	FY 2023 Estimate	Total 6 Years	Budget Year FY 2024	FY 2025	FY 2026	FY 2027	FY 2028	FY 2029	Beyond 6 Years
EXPENDITURE											
PLANS	\$—	\$—	\$—	\$—	\$—	\$—	\$—	\$—	\$—	\$—	\$—
LAND	—	—	—	—	—	—	—	—	—	—	—
CONSTR	18,743	6,500	3,743	8,500	750	750	1,000	1,500	1,500	3,000	—
EQUIP	—	—	—	—	—	—	—	—	—	—	—
OTHER	3,764	3,764	—	—	—	—	—	—	—	—	—
TOTAL	\$22,507	\$10,264	\$3,743	\$8,500	\$750	\$750	\$1,000	\$1,500	\$1,500	\$3,000	\$—
FUNDING											
GO BONDS	\$22,157	\$11,207	\$2,450	\$8,500	\$750	\$750	\$1,000	\$1,500	\$1,500	\$3,000	\$—
OTHER	350	350	—	—	—	—	—	—	—	—	—
TOTAL	\$22,507	\$11,557	\$2,450	\$8,500	\$750	\$750	\$1,000	\$1,500	\$1,500	\$3,000	\$—
OPERATING IMPACT											
PERSONNEL				\$—	\$—	\$—	\$—	\$—	\$—	\$—	
OPERATING				—	—	—	—	—	—	—	
DEBT				—	—	—	—	—	—	—	
OTHER				—	—	—	—	—	—	—	
TOTAL				\$—	\$—	\$—	\$—	\$—	\$—	\$—	



Description: This project provides the necessary funding to support preliminary planning and design for future capital projects prior to the approval of school specific construction funding for a comprehensive school renovation, modernization or systemic project. Funding in this category supports feasibility studies as well as preliminary design for staged renovations, roofs and other systemic projects.

Justification: Preliminary planning and design is necessary to accurately estimate future construction budgets for comprehensive capital projects. This will further validate, update and justify the capital improvements needed for the County. It provides a source of funds to initiate planning and design earlier than customary for capital improvement in the six-year plan.

Highlights: Preliminary planning and concept design of projects is necessary to secure future State construction funding. State funding cannot be used for the design or planning of projects. The total project decreases between FY 2025 and FY 2027 to partially absorb the increase in the Suitland Annex Replacement project.

Enabling Legislation: Not Applicable

Location		Status	
Address	Countywide	Project Status	Not Assigned
Council District	Countywide	Class	Non Construction
Planning Area	Not Assigned	Land Status	Not Assigned

PROJECT MILESTONES

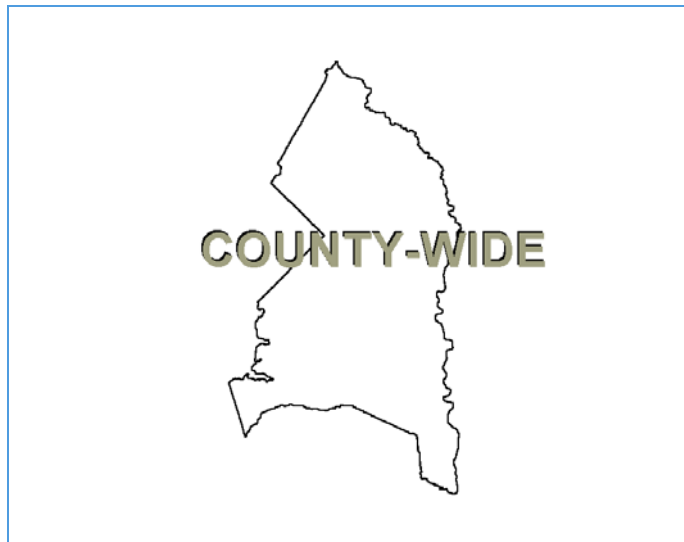
	Estimate	Actual
1 st Year in Capital Program		FY 2002
1 st Year in Capital Budget		FY 2002
Completed Design		Ongoing
Began Construction		Ongoing
Project Completion		Ongoing

CUMULATIVE APPROPRIATION (000'S)

Life to Date	FY 2023 Estimate	FY 2024	Total
\$18,633	\$6,920	\$2,000	\$27,553

Project Summary

Category/Description	Total Project Cost	Life to Date Actual	FY 2023 Estimate	Total 6 Years	Budget Year FY 2024	FY 2025	FY 2026	FY 2027	FY 2028	FY 2029	Beyond 6 Years
EXPENDITURE											
PLANS	\$1,352	\$1,352	\$—	\$—	\$—	\$—	\$—	\$—	\$—	\$—	\$—
LAND	—	—	—	—	—	—	—	—	—	—	—
CONSTR	32,500	6,580	6,920	19,000	2,000	1,000	1,000	1,000	7,000	7,000	—
EQUIP	—	—	—	—	—	—	—	—	—	—	—
OTHER	10,701	10,701	—	—	—	—	—	—	—	—	—
TOTAL	\$44,553	\$18,633	\$6,920	\$19,000	\$2,000	\$1,000	\$1,000	\$1,000	\$7,000	\$7,000	\$—
FUNDING											
GO BONDS	\$44,553	\$22,553	\$3,000	\$19,000	\$2,000	\$1,000	\$1,000	\$1,000	\$7,000	\$7,000	\$—
TOTAL	\$44,553	\$22,553	\$3,000	\$19,000	\$2,000	\$1,000	\$1,000	\$1,000	\$7,000	\$7,000	\$—
OPERATING IMPACT											
PERSONNEL				\$—	\$—	\$—	\$—	\$—	\$—	\$—	
OPERATING				—	—	—	—	—	—	—	
DEBT				—	—	—	—	—	—	—	
OTHER				—	—	—	—	—	—	—	
TOTAL				\$—	\$—	\$—	\$—	\$—	\$—	\$—	



Description: This project replaces existing, outdated playground equipment at elementary and K-8 schools. It also upgrades existing playing fields for all schools.

Justification: Many school facilities have playground equipment that has aged and in need of repair or replacement. In addition, playing fields at secondary and other schools are in need of upgrades due to the age of the original playing field installations.

Highlights: The replacement of playground equipment will be completed as needed across the school district.

Enabling Legislation: Not Applicable

Location		Status	
Address	Countywide	Project Status	Not Assigned
Council District	Countywide	Class	Replacement
Planning Area	Not Assigned	Land Status	Not Assigned

PROJECT MILESTONES

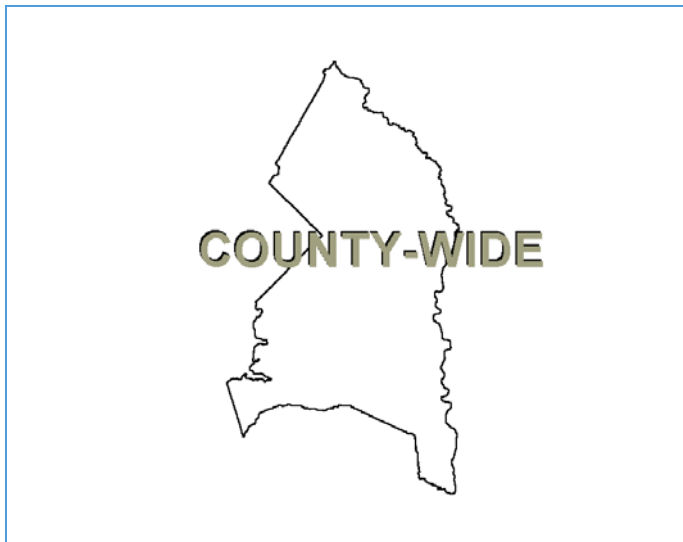
	Estimate	Actual
1 st Year in Capital Program		FY 2012
1 st Year in Capital Budget		FY 2014
Completed Design		Ongoing
Began Construction		Ongoing
Project Completion		Ongoing

CUMULATIVE APPROPRIATION (000'S)

Life to Date	FY 2023 Estimate	FY 2024	Total
\$3,555	\$2,288	\$400	\$6,243

Project Summary

Category/Description	Total Project Cost	Life to Date Actual	FY 2023 Estimate	Total 6 Years	Budget Year FY 2024	FY 2025	FY 2026	FY 2027	FY 2028	FY 2029	Beyond 6 Years
EXPENDITURE											
PLANS	\$—	\$—	\$—	\$—	\$—	\$—	\$—	\$—	\$—	\$—	\$—
LAND	—	—	—	—	—	—	—	—	—	—	—
CONSTR	7,762	1,174	2,288	4,300	400	400	500	1,000	1,000	1,000	—
EQUIP	—	—	—	—	—	—	—	—	—	—	—
OTHER	2,381	2,381	—	—	—	—	—	—	—	—	—
TOTAL	\$10,143	\$3,555	\$2,288	\$4,300	\$400	\$400	\$500	\$1,000	\$1,000	\$1,000	\$—
FUNDING											
GO BONDS	\$9,502	\$3,802	\$1,400	\$4,300	\$400	\$400	\$500	\$1,000	\$1,000	\$1,000	\$—
OTHER	641	641	—	—	—	—	—	—	—	—	—
TOTAL	\$10,143	\$4,443	\$1,400	\$4,300	\$400	\$400	\$500	\$1,000	\$1,000	\$1,000	\$—
OPERATING IMPACT											
PERSONNEL				\$—	\$—	\$—	\$—	\$—	\$—	\$—	
OPERATING				—	—	—	—	—	—	—	
DEBT				—	—	—	—	—	—	—	
OTHER				—	—	—	—	—	—	—	
TOTAL				\$—	\$—	\$—	\$—	\$—	\$—	\$—	



Description: This funding request is for the design and construction of 5-10 facility roofs each year supplementing the number of roofs to be replaced through prioritized school modernization projects in Cycle 1 and beyond.

Justification: There are close to 200 schools in the County. The average life-cycle of a roof is 20-30 years depending on the type. The County needs to replace/repair an average of 10 roofs a year to ensure safe and hazard free buildings.

Highlights: Total project increases to reflect additional year (FY 2024).

Enabling Legislation: Not Applicable

Location		Status	
Address	Countywide	Project Status	Not Assigned
Council District	Countywide	Class	Rehabilitation
Planning Area	Not Assigned	Land Status	Publicly Owned Land

PROJECT MILESTONES

	Estimate	Actual
1 st Year in Capital Program		FY 2022
1 st Year in Capital Budget		FY 2022
Completed Design	TBD	
Began Construction	TBD	
Project Completion	TBD	

CUMULATIVE APPROPRIATION (000'S)

Life to Date	FY 2023 Estimate	FY 2024	Total
\$0	\$14,795	\$2,000	\$16,795

Project Summary

Category/Description	Total Project Cost	Life to Date Actual	FY 2023 Estimate	Total 6 Years	Budget Year FY 2024	FY 2025	FY 2026	FY 2027	FY 2028	FY 2029	Beyond 6 Years
EXPENDITURE											
PLANS	\$—	\$—	\$—	\$—	\$—	\$—	\$—	\$—	\$—	\$—	\$—
LAND	—	—	—	—	—	—	—	—	—	—	—
CONSTR	16,795	—	14,795	2,000	2,000	—	—	—	—	—	—
EQUIP	—	—	—	—	—	—	—	—	—	—	—
OTHER	—	—	—	—	—	—	—	—	—	—	—
TOTAL	\$16,795	\$—	\$14,795	\$2,000	\$2,000	\$—	\$—	\$—	\$—	\$—	\$—
FUNDING											
GO BONDS	\$15,327	\$—	\$13,327	\$2,000	\$2,000	\$—	\$—	\$—	\$—	\$—	\$—
OTHER	1,468	1,468	—	—	—	—	—	—	—	—	—
TOTAL	\$16,795	\$1,468	\$13,327	\$2,000	\$2,000	\$—	\$—	\$—	\$—	\$—	\$—
OPERATING IMPACT											
PERSONNEL				\$—	\$—	\$—	\$—	\$—	\$—	\$—	
OPERATING				—	—	—	—	—	—	—	
DEBT				—	—	—	—	—	—	—	
OTHER				—	—	—	—	—	—	—	
TOTAL				\$—	\$—	\$—	\$—	\$—	\$—	\$—	



Description: The County is currently involved in a Secondary School Reform initiative. This initiative is driven by the goal that all students will be college and/or career ready. To accomplish this, all high schools will need to offer courses and programs that have a proven track record to college and career success. Specifically, this means the expansion of Advanced Placement (AP) courses in all high schools, and the inclusion of thriving International Baccalaureate (IB) programs balanced across the five geographic clusters. Each high school will then develop a signature program that will reflect the vision of the school staff, students and community members.

Justification: To implement this rigorous plan, high schools will need additional classrooms to accommodate classes with smaller than a 25:1 ratio. In addition, facilities will need to adhere to the signature programs developed at each school.

Highlights: This project remains in the program until the completion of fiscal closeout.

Enabling Legislation: Not Applicable

Location		Status	
Address	Various Locations	Project Status	Not Assigned
Council District	Countywide	Class	Rehabilitation
Planning Area	Not Assigned	Land Status	Publicly Owned Land

PROJECT MILESTONES

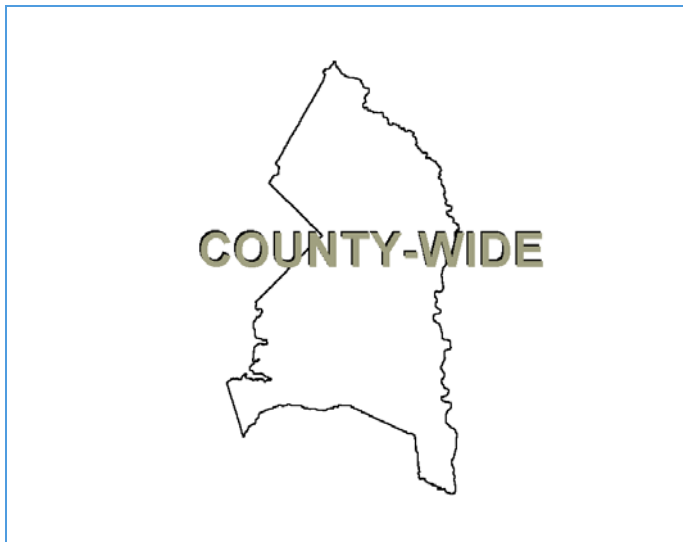
	Estimate	Actual
1 st Year in Capital Program		FY 2012
1 st Year in Capital Budget		FY 2012
Completed Design		Ongoing
Began Construction		Ongoing
Project Completion		Ongoing

CUMULATIVE APPROPRIATION (000'S)

Life to Date	FY 2023 Estimate	FY 2024	Total
\$14,267	\$3,464	\$0	\$17,731

Project Summary

Category/Description	Total Project Cost	Life to Date Actual	FY 2023 Estimate	Total 6 Years	Budget Year FY 2024	FY 2025	FY 2026	FY 2027	FY 2028	FY 2029	Beyond 6 Years
EXPENDITURE											
PLANS	\$34	\$34	\$—	\$—	\$—	\$—	\$—	\$—	\$—	\$—	\$—
LAND	—	—	—	—	—	—	—	—	—	—	—
CONSTR	14,164	10,700	3,464	—	—	—	—	—	—	—	—
EQUIP	434	434	—	—	—	—	—	—	—	—	—
OTHER	3,099	3,099	—	—	—	—	—	—	—	—	—
TOTAL	\$17,731	\$14,267	\$3,464	\$—	\$—	\$—	\$—	\$—	\$—	\$—	\$—
FUNDING											
GO BONDS	\$17,631	\$17,516	\$115	\$—	\$—	\$—	\$—	\$—	\$—	\$—	\$—
OTHER	100	100	—	—	—	—	—	—	—	—	—
TOTAL	\$17,731	\$17,616	\$115	\$—	\$—	\$—	\$—	\$—	\$—	\$—	\$—
OPERATING IMPACT											
PERSONNEL				\$—	\$—	\$—	\$—	\$—	\$—	\$—	
OPERATING				—	—	—	—	—	—	—	
DEBT				—	—	—	—	—	—	—	
OTHER				—	—	—	—	—	—	—	
TOTAL				\$—	\$—	\$—	\$—	\$—	\$—	\$—	



Description: These upgrades will provide a security camera and other infrastructure at elementary, middle, high and other school facilities in the County.

Justification: Due to theft and vandalism, break-ins, student needs and overall security, the requested funding will provide the necessary security equipment and infrastructure.

Highlights: The overall project decreases to partially absorb the increase in the Suitland Annex Replacement.

Enabling Legislation: Not Applicable

Location		Status	
Address	Countywide	Project Status	Not Assigned
Council District	Countywide	Class	Technology
Planning Area	Not Assigned	Land Status	Not Assigned

PROJECT MILESTONES

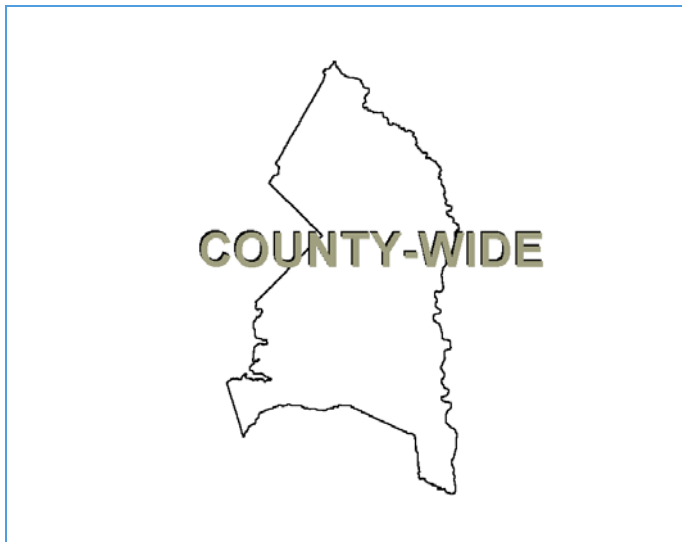
	Estimate	Actual
1 st Year in Capital Program		FY 2012
1 st Year in Capital Budget		FY 2011
Completed Design		Ongoing
Began Construction		Ongoing
Project Completion		Ongoing

CUMULATIVE APPROPRIATION (000'S)

Life to Date	FY 2023 Estimate	FY 2024	Total
\$11,237	\$6,927	\$2,500	\$20,664

Project Summary

Category/Description	Total Project Cost	Life to Date Actual	FY 2023 Estimate	Total 6 Years	Budget Year FY 2024	FY 2025	FY 2026	FY 2027	FY 2028	FY 2029	Beyond 6 Years
EXPENDITURE											
PLANS	\$—	\$—	\$—	\$—	\$—	\$—	\$—	\$—	\$—	\$—	\$—
LAND	—	—	—	—	—	—	—	—	—	—	—
CONSTR	27,422	7,495	6,927	13,000	2,500	1,500	1,500	1,500	3,000	3,000	—
EQUIP	—	—	—	—	—	—	—	—	—	—	—
OTHER	3,742	3,742	—	—	—	—	—	—	—	—	—
TOTAL	\$31,164	\$11,237	\$6,927	\$13,000	\$2,500	\$1,500	\$1,500	\$1,500	\$3,000	\$3,000	\$—
FUNDING											
GO BONDS	\$30,474	\$12,474	\$5,000	\$13,000	\$2,500	\$1,500	\$1,500	\$1,500	\$3,000	\$3,000	\$—
OTHER	690	690	—	—	—	—	—	—	—	—	—
TOTAL	\$31,164	\$13,164	\$5,000	\$13,000	\$2,500	\$1,500	\$1,500	\$1,500	\$3,000	\$3,000	\$—
OPERATING IMPACT											
PERSONNEL				\$—	\$—	\$—	\$—	\$—	\$—	\$—	
OPERATING				—	—	—	—	—	—	—	
DEBT				—	—	—	—	—	—	—	
OTHER				—	—	—	—	—	—	—	
TOTAL				\$—	\$—	\$—	\$—	\$—	\$—	\$—	



Description: This project provides funding to upgrade high school exterior athletic areas including turf fields, bleachers, press boxes, lighting, restrooms and running tracks.

Justification: A dedicated project category is needed to ensure a resource is available for stadium upgrades for projects at the remaining 10 high schools requiring upgrades.

Highlights: FY 2024 funding supports additional athletic field capital improvements.

Enabling Legislation: Not Applicable

Location		Status	
Address	Countywide	Project Status	Not Assigned
Council District	Not Assigned	Class	Rehabilitation
Planning Area	Not Assigned	Land Status	Publicly Owned Land

PROJECT MILESTONES

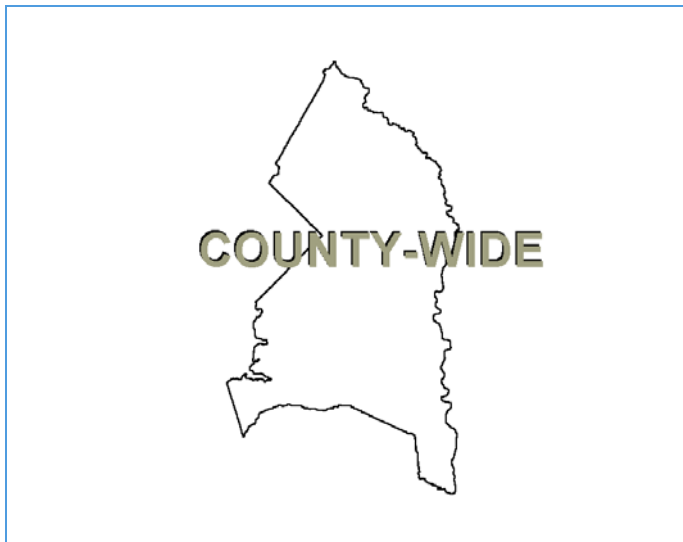
	Estimate	Actual
1 st Year in Capital Program		FY 2020
1 st Year in Capital Budget		FY 2020
Completed Design		Ongoing
Began Construction		Ongoing
Project Completion		Ongoing

CUMULATIVE APPROPRIATION (000'S)

Life to Date	FY 2023 Estimate	FY 2024	Total
\$88	\$23,512	\$3,500	\$27,100

Project Summary

Category/Description	Total Project Cost	Life to Date Actual	FY 2023 Estimate	Total 6 Years	Budget Year FY 2024	FY 2025	FY 2026	FY 2027	FY 2028	FY 2029	Beyond 6 Years
EXPENDITURE											
PLANS	\$—	\$—	\$—	\$—	\$—	\$—	\$—	\$—	\$—	\$—	\$—
LAND	—	—	—	—	—	—	—	—	—	—	—
CONSTR	41,085	73	23,512	17,500	3,500	3,500	3,500	3,500	2,000	1,500	—
EQUIP	—	—	—	—	—	—	—	—	—	—	—
OTHER	15	15	—	—	—	—	—	—	—	—	—
TOTAL	\$41,100	\$88	\$23,512	\$17,500	\$3,500	\$3,500	\$3,500	\$3,500	\$2,000	\$1,500	\$—
FUNDING											
GO BONDS	\$38,000	\$2,800	\$17,700	\$17,500	\$3,500	\$3,500	\$3,500	\$3,500	\$2,000	\$1,500	\$—
STATE	3,100	3,100	—	—	—	—	—	—	—	—	—
TOTAL	\$41,100	\$5,900	\$17,700	\$17,500	\$3,500	\$3,500	\$3,500	\$3,500	\$2,000	\$1,500	\$—
OPERATING IMPACT											
PERSONNEL				\$—	\$—	\$—	\$—	\$—	\$—	\$—	
OPERATING				—	—	—	—	—	—	—	
DEBT				—	—	—	—	—	—	—	
OTHER				—	—	—	—	—	—	—	
TOTAL				\$—	\$—	\$—	\$—	\$—	\$—	\$—	



Description: This project was consolidated from five former staged renovation projects (Core Enhancements, Future Ready Teaching and Learning, Healthy Schools, Safe Passages and Secure Accessible Facilities Entrances) in the prior fiscal year. The scope of work under this category will focus on summer projects in five stages but be flexible enough to allow work to continue during the regular school year depending on the size of the facility.

Justification: This project provides for design and construction of staged renovation projects to address the most critical needs at more schools sooner and with less disruption.

Highlights: The project is deferred in FY 2024 and FY 2025 to partially absorb the increase in the Suitland Annex Replacement project. Subprojects in FY 2026 includes staged renovations for Longfields ES and Calverton ES.

Enabling Legislation: Not Applicable

Location		Status	
Address	Countywide	Project Status	Not Assigned
Council District	Countywide	Class	Rehabilitation
Planning Area	Not Assigned	Land Status	Publicly Owned Land

PROJECT MILESTONES

	Estimate	Actual
1 st Year in Capital Program		FY 2023
1 st Year in Capital Budget		FY 2023
Completed Design	Ongoing	
Began Construction	Ongoing	
Project Completion	Ongoing	

CUMULATIVE APPROPRIATION (000'S)

Life to Date	FY 2023 Estimate	FY 2024	Total
\$0	\$29,062	\$0	\$29,062

Project Summary

Category/Description	Total Project Cost	Life to Date Actual	FY 2023 Estimate	Total 6 Years	Budget Year FY 2024	FY 2025	FY 2026	FY 2027	FY 2028	FY 2029	Beyond 6 Years
EXPENDITURE											
PLANS	\$—	\$—	\$—	\$—	\$—	\$—	\$—	\$—	\$—	\$—	\$—
LAND	—	—	—	—	—	—	—	—	—	—	—
CONSTR	229,682	—	29,062	200,620	—	—	11,400	23,192	89,613	76,415	—
EQUIP	—	—	—	—	—	—	—	—	—	—	—
OTHER	—	—	—	—	—	—	—	—	—	—	—
TOTAL	\$229,682	\$—	\$29,062	\$200,620	\$—	\$—	\$11,400	\$23,192	\$89,613	\$76,415	\$—
FUNDING											
GO BONDS	\$116,498	\$—	\$29,062	\$87,436	\$—	\$—	\$11,400	\$11,060	\$36,487	\$28,489	\$—
STATE	113,184	—	—	113,184	—	—	—	12,132	53,126	47,926	—
TOTAL	\$229,682	\$—	\$29,062	\$200,620	\$—	\$—	\$11,400	\$23,192	\$89,613	\$76,415	\$—
OPERATING IMPACT											
PERSONNEL				\$—	\$—	\$—	\$—	\$—	\$—	\$—	
OPERATING				—	—	—	—	—	—	—	
DEBT				—	—	—	—	—	—	—	
OTHER				—	—	—	—	—	—	—	
TOTAL				\$—	\$—	\$—	\$—	\$—	\$—	\$—	



Description: This project is for the acquisition and siting of temporary relocatable classrooms to replace the existing inventory that has reached the end of its life-cycle.

Justification: PGCPs has more than 400 temporary relocatable classrooms located on various school sites throughout the County. Many of these were constructed in the 1990s and are in need of replacement. County schools will require continued use of temporary classrooms to relieve over-enrollment. Modern building codes are more stringent than they were 30 years ago increasing the cost of replacement temporary classrooms at over-enrolled schools.

Highlights: This project is currently funded on a yearly basis in order to address debt affordability concerns.

Enabling Legislation: Not Applicable

Location		Status	
Address	Countywide	Project Status	Not assigned
Council District	Countywide	Class	Rehabilitation
Planning Area	Not Assigned	Land Status	Publicly Owned Land

PROJECT MILESTONES

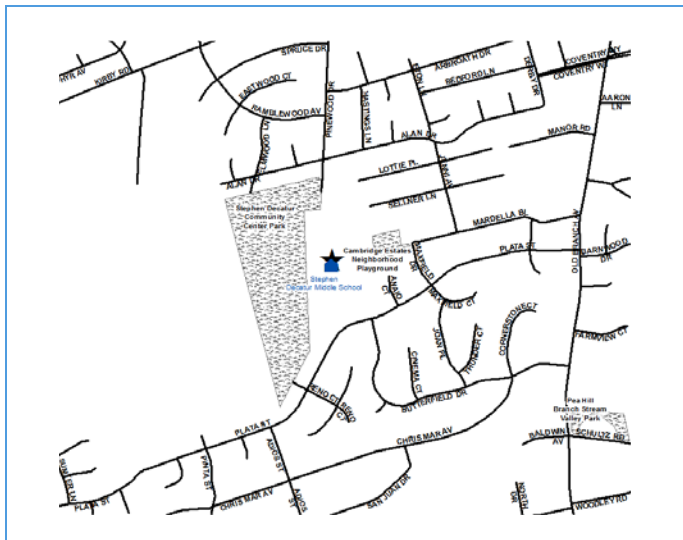
	Estimate	Actual
1 st Year in Capital Program		FY 2022
1 st Year in Capital Budget		FY 2022
Completed Design	TBD	
Began Construction	TBD	
Project Completion	TBD	

CUMULATIVE APPROPRIATION (000'S)

Life to Date	FY 2023 Estimate	FY 2024	Total
\$1,960	\$5,040	\$4,000	\$11,000

Project Summary

Category/Description	Total Project Cost	Life to Date Actual	FY 2023 Estimate	Total 6 Years	Budget Year FY 2024	FY 2025	FY 2026	FY 2027	FY 2028	FY 2029	Beyond 6 Years
EXPENDITURE											
PLANS	\$—	\$—	\$—	\$—	\$—	\$—	\$—	\$—	\$—	\$—	\$—
LAND	—	—	—	—	—	—	—	—	—	—	—
CONSTR	10,920	1,880	5,040	4,000	4,000	—	—	—	—	—	—
EQUIP	—	—	—	—	—	—	—	—	—	—	—
OTHER	80	80	—	—	—	—	—	—	—	—	—
TOTAL	\$11,000	\$1,960	\$5,040	\$4,000	\$4,000	\$—	\$—	\$—	\$—	\$—	\$—
FUNDING											
GO BONDS	\$11,000	\$—	\$7,000	\$4,000	\$4,000	\$—	\$—	\$—	\$—	\$—	\$—
TOTAL	\$11,000	\$—	\$7,000	\$4,000	\$4,000	\$—	\$—	\$—	\$—	\$—	\$—
OPERATING IMPACT											
PERSONNEL				\$—	\$—	\$—	\$—	\$—	\$—	\$—	
OPERATING				—	—	—	—	—	—	—	
DEBT				—	—	—	—	—	—	—	
OTHER				—	—	—	—	—	—	—	
TOTAL				\$—	\$—	\$—	\$—	\$—	\$—	\$—	



Description: The facility will be renovated to incorporate both the special education program requirements and improve existing building conditions that affect the delivery of education to all programs and services for all students. The school is a 120,070 square foot facility located on a 16.4-acre site. As part of the special education future program and development plan, this school is planned to be renovated to house students from Oxon Hill Middle School, with a special education component.

Justification: PGCPs is proposing an SEI renovation project with an addition to serve the 38 special education regional program students currently located at the Tanglewood Regional stand-alone facility. This is part of a District initiative to close three of the four stand-alone regional schools.

Highlights: This project remains in the program until the completion of fiscal closeout.

Enabling Legislation: Not Applicable

Location		Status	
Address	8200 Pinewood Drive, Clinton	Project Status	Under Construction
Council District	Nine	Class	Rehabilitation
Planning Area	Clinton and Vicinity	Land Status	Publicly Owned Land

PROJECT MILESTONES

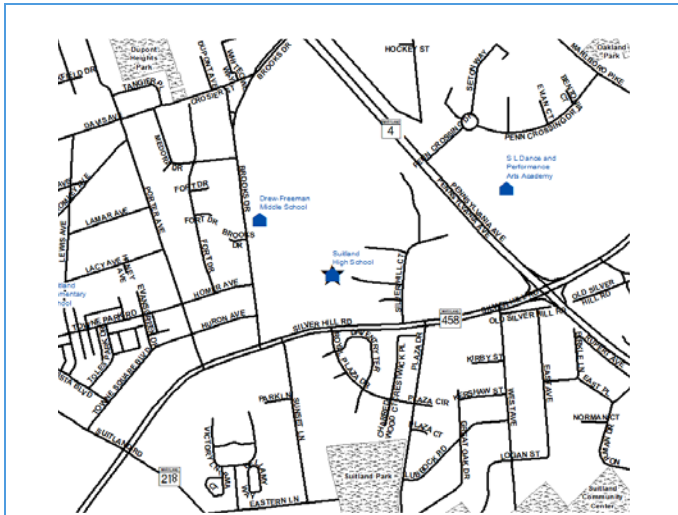
	Estimate	Actual
1 st Year in Capital Program		FY 2013
1 st Year in Capital Budget		FY 2015
Completed Design		FY 2020
Began Construction		FY 2021
Project Completion	TBD	

CUMULATIVE APPROPRIATION (000'S)

Life to Date	FY 2023 Estimate	FY 2024	Total
\$4,846	\$16,886	\$0	\$21,732

Project Summary

Category/Description	Total Project Cost	Life to Date Actual	FY 2023 Estimate	Total 6 Years	Budget Year FY 2024	FY 2025	FY 2026	FY 2027	FY 2028	FY 2029	Beyond 6 Years
EXPENDITURE											
PLANS	\$—	\$—	\$—	\$—	\$—	\$—	\$—	\$—	\$—	\$—	\$—
LAND	—	—	—	—	—	—	—	—	—	—	—
CONSTR	20,062	3,176	16,886	—	—	—	—	—	—	—	—
EQUIP	—	—	—	—	—	—	—	—	—	—	—
OTHER	1,670	1,670	—	—	—	—	—	—	—	—	—
TOTAL	\$21,732	\$4,846	\$16,886	\$—	\$—	\$—	\$—	\$—	\$—	\$—	\$—
FUNDING											
GO BONDS	\$12,888	\$12,888	\$—	\$—	\$—	\$—	\$—	\$—	\$—	\$—	\$—
STATE	8,844	8,844	—	—	—	—	—	—	—	—	—
TOTAL	\$21,732	\$21,732	\$—	\$—	\$—	\$—	\$—	\$—	\$—	\$—	\$—
OPERATING IMPACT											
PERSONNEL				\$—	\$—	\$—	\$—	\$—	\$—	\$—	\$—
OPERATING				—	—	—	—	—	—	—	—
DEBT				—	—	—	—	—	—	—	—
OTHER				—	—	—	—	—	—	—	—
TOTAL				\$—	\$—	\$—	\$—	\$—	\$—	\$—	\$—



Description: A full renovation/replacement is recommended for the entire Suitland High School Campus including the main building, the annex and the auditorium driven by educational adequacy deficiencies, an inefficient layout (with three buildings) and the poor condition of the building systems.

Justification: Suitland HS was identified as having critical systems deterioration and therefore prioritized to be among the first schools to be addressed in the PGCPs modernization program. It is a Cycle 1 school per the Prince George's County Public Schools Educational Facility Master Plan.

Highlights: The total budget increased by \$77.4 million to reflect substantial inflationary costs primarily tied to the cost of steel. The County share of funding increases while maintaining the total State share from the prior fiscal year.

Enabling Legislation: Not Applicable

Location		Status	
Address	5200 Silver Hill Road, District Heights	Project Status	Design Stage
Council District	Seven	Class	Rehabilitation
Planning Area	Suitland, District Heights and Vicinity	Land Status	Publicly Owned Land

PROJECT MILESTONES

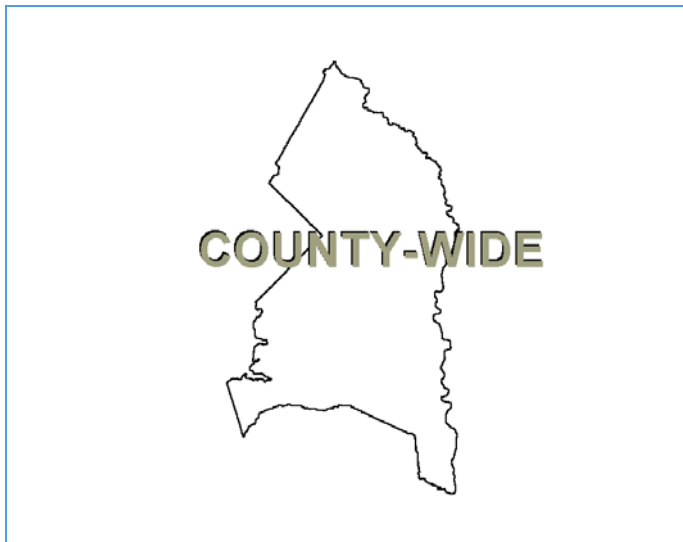
	Estimate	Actual
1 st Year in Capital Program		FY 2010
1 st Year in Capital Budget		FY 2017
Completed Design	FY 2021	
Began Construction	FY 2023	
Project Completion	FY 2027	

CUMULATIVE APPROPRIATION (000'S)

Life to Date	FY 2023 Estimate	FY 2024	Total
\$10,431	\$62,983	\$69,251	\$142,665

Project Summary

Category/Description	Total Project Cost	Life to Date Actual	FY 2023 Estimate	Total 6 Years	Budget Year FY 2024	FY 2025	FY 2026	FY 2027	FY 2028	FY 2029	Beyond 6 Years
EXPENDITURE											
PLANS	\$—	\$—	\$—	\$—	\$—	\$—	\$—	\$—	\$—	\$—	\$—
LAND	—	—	—	—	—	—	—	—	—	—	—
CONSTR	286,811	1,157	62,983	222,671	69,251	72,961	54,910	25,549	—	—	—
EQUIP	—	—	—	—	—	—	—	—	—	—	—
OTHER	9,274	9,274	—	—	—	—	—	—	—	—	—
TOTAL	\$296,085	\$10,431	\$62,983	\$222,671	\$69,251	\$72,961	\$54,910	\$25,549	\$—	\$—	\$—
FUNDING											
GO BONDS	\$181,497	\$14,050	\$31,953	\$135,494	\$21,251	\$47,021	\$41,673	\$25,549	\$—	\$—	\$—
STATE	114,588	—	27,411	87,177	48,000	25,940	13,237	—	—	—	—
TOTAL	\$296,085	\$14,050	\$59,364	\$222,671	\$69,251	\$72,961	\$54,910	\$25,549	\$—	\$—	\$—
OPERATING IMPACT											
PERSONNEL				\$—	\$—	\$—	\$—	\$—	\$—	\$—	\$—
OPERATING				—	—	—	—	—	—	—	—
DEBT				—	—	—	—	—	—	—	—
OTHER				—	—	—	—	—	—	—	—
TOTAL				\$—	\$—	\$—	\$—	\$—	\$—	\$—	\$—



Description: This project provides County matching funds for approved State funded projects that replace old and failing mechanical, electrical, building envelope and structural systems in older school facilities.

Justification: Presently, over 100 buildings are in need of major component or system replacements, e.g., roofs, boilers, elevators, energy and fuel systems. Projects are prioritized based on physical inspections, repair histories, age and type of building system.

Highlights: FY 2024 funding supports systemic replacements to include the Woodridge ES HVAC Replacement and various project financial closeouts.

Enabling Legislation: Not Applicable

Location		Status	
Address	5200 Silver Hill Road, Suitland	Project Status	Under Construction
Council District	Seven	Class	Replacement
Planning Area	Suitland, District Heights and Vicinity	Land Status	Publicly Owned Land

PROJECT MILESTONES

	Estimate	Actual
1 st Year in Capital Program		FY 2009
1 st Year in Capital Budget		FY 2009
Completed Design	FY 2022	
Began Construction	FY 2022	
Project Completion	TBD	

CUMULATIVE APPROPRIATION (000'S)

Life to Date	FY 2023 Estimate	FY 2024	Total
\$291,704	\$84,696	\$8,000	\$384,400

Project Summary

Category/Description	Total Project Cost	Life to Date Actual	FY 2023 Estimate	Total 6 Years	Budget Year FY 2024	FY 2025	FY 2026	FY 2027	FY 2028	FY 2029	Beyond 6 Years
EXPENDITURE											
PLANS	\$1,416	\$1,416	\$—	\$—	\$—	\$—	\$—	\$—	\$—	\$—	\$—
LAND	—	—	—	—	—	—	—	—	—	—	—
CONSTR	330,375	252,635	59,799	17,941	8,000	9,941	—	—	—	—	—
EQUIP	133	133	—	—	—	—	—	—	—	—	—
OTHER	62,417	37,520	24,897	—	—	—	—	—	—	—	—
TOTAL	\$394,341	\$291,704	\$84,696	\$17,941	\$8,000	\$9,941	\$—	\$—	\$—	\$—	\$—
FUNDING											
GO BONDS	\$170,703	\$163,412	\$—	\$7,291	\$4,350	\$2,941	\$—	\$—	\$—	\$—	\$—
STATE	207,721	152,749	44,322	10,650	3,650	7,000	—	—	—	—	—
OTHER	15,917	4,519	11,398	—	—	—	—	—	—	—	—
TOTAL	\$394,341	\$320,680	\$55,720	\$17,941	\$8,000	\$9,941	\$—	\$—	\$—	\$—	\$—
OPERATING IMPACT											
PERSONNEL				\$—	\$—	\$—	\$—	\$—	\$—	\$—	
OPERATING				—	—	—	—	—	—	—	
DEBT				—	—	—	—	—	—	—	
OTHER				—	—	—	—	—	—	—	
TOTAL				\$—	\$—	\$—	\$—	\$—	\$—	\$—	



Description: Tulip Grove Elementary is a one-story, 42,275 square foot facility built in 1964 with a small addition in 1971. This school is currently undergoing major renovations of the existing 23,350 square feet and an addition of 41,480 square feet to meet the educational requirements. The facility will be designed with new state-of-the-art 'GREEN' school features, for a larger State rated capacity of 411 students.

Justification: Tulip Grove ES is a Cycle 1 school per the Prince George's County Public Schools Educational Facility Master Plan.

Highlights: Construction and fiscal closeout are projected to be completed in FY 2023.

Enabling Legislation: Not Applicable

Location		Status	
Address	2909 Trainor Lane, Bowie	Project Status	Design Not Begun
Council District	Four	Class	Replacement
Planning Area	City of Bowie	Land Status	Publicly Owned Land

PROJECT MILESTONES

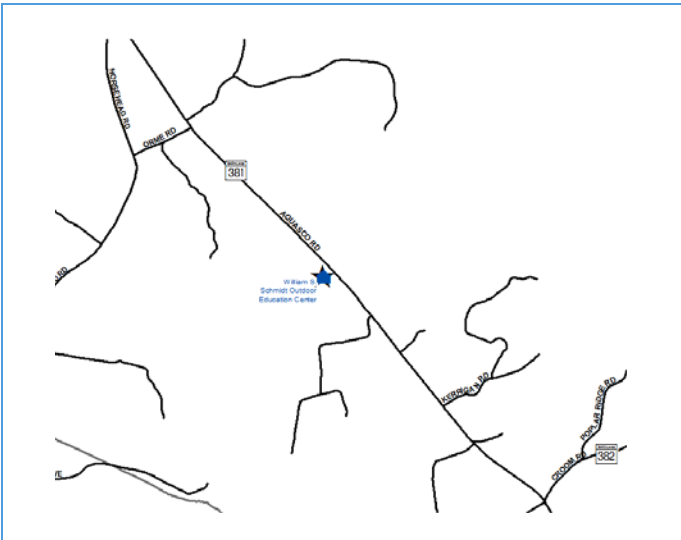
	Estimate	Actual
1 st Year in Capital Program		FY 2010
1 st Year in Capital Budget		FY 2015
Completed Design	TBD	
Began Construction	TBD	
Project Completion	FY 2023	

CUMULATIVE APPROPRIATION (000'S)

Life to Date	FY 2023 Estimate	FY 2024	Total
\$22,728	\$6,796	\$0	\$29,524

Project Summary

Category/Description	Total Project Cost	Life to Date Actual	FY 2023 Estimate	Total 6 Years	Budget Year FY 2024	FY 2025	FY 2026	FY 2027	FY 2028	FY 2029	Beyond 6 Years
EXPENDITURE											
PLANS	\$189	\$189	\$—	\$—	\$—	\$—	\$—	\$—	\$—	\$—	\$—
LAND	—	—	—	—	—	—	—	—	—	—	—
CONSTR	25,173	18,377	6,796	—	—	—	—	—	—	—	—
EQUIP	1,003	1,003	—	—	—	—	—	—	—	—	—
OTHER	3,159	3,159	—	—	—	—	—	—	—	—	—
TOTAL	\$29,524	\$22,728	\$6,796	\$—	\$—	\$—	\$—	\$—	\$—	\$—	\$—
FUNDING											
GO BONDS	\$18,995	\$18,995	\$—	\$—	\$—	\$—	\$—	\$—	\$—	\$—	\$—
STATE	5,082	5,082	—	—	—	—	—	—	—	—	—
OTHER	5,447	5,447	—	—	—	—	—	—	—	—	—
TOTAL	\$29,524	\$29,524	\$—	\$—	\$—	\$—	\$—	\$—	\$—	\$—	\$—
OPERATING IMPACT											
PERSONNEL				\$—	\$—	\$—	\$—	\$—	\$—	\$—	
OPERATING				—	—	—	—	—	—	—	
DEBT				—	—	—	—	—	—	—	
OTHER				—	—	—	—	—	—	—	
TOTAL				\$—	\$—	\$—	\$—	\$—	\$—	\$—	



Description: The William S. Schmidt Outdoor Education Center is comprised of several buildings on 450 acres in Brandywine, Maryland. The project includes demolition of approximately 12,445 square feet (existing Villages I and Camp Center Building), renovation of approximately 22,433 square feet (existing Orme and Neville Buildings), and an addition of approximately 44,300 square feet (New Villages II, Environmental Research Center, Outdoor Seating Pavilion and Villages I).

Justification: The proposed project will incorporate the following elements: increased capacity to accommodate more students, teachers and parents; hands-on instructional space for students; and teaching space to examine agriculture and the history of the area. In addition, the structures would meet Leadership in Energy and Environmental Design (LEED) certification standards and strive for the Living Building Challenge of Net Zero emissions.

Highlights: The total project cost remains the same from the prior year but funding is partially deferred to FY 2025.

Enabling Legislation: Not Applicable

Location		Status	
Address	18501 Aquasco Road, Brandywine	Project Status	Design Stage
Council District	Nine	Class	Rehabilitation
Planning Area	Westwood Area	Land Status	Publicly Owned Land

PROJECT MILESTONES

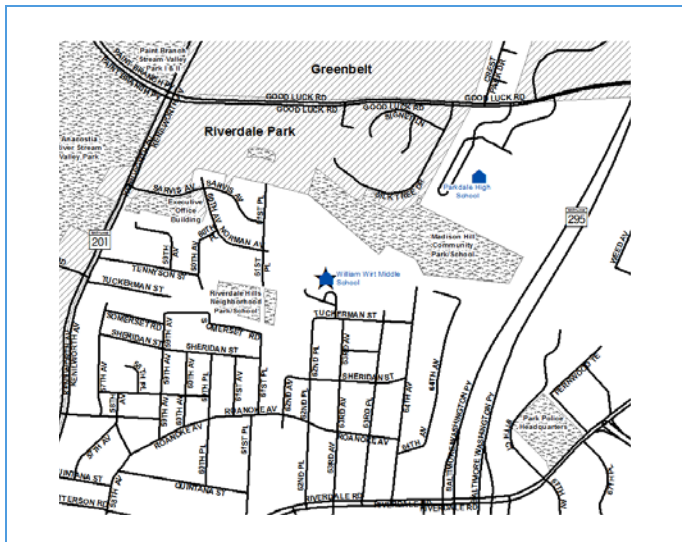
	Estimate	Actual
1 st Year in Capital Program		FY 2016
1 st Year in Capital Budget		FY 2016
Completed Design	FY 2021	
Began Construction	FY 2022	
Project Completion	FY 2025	

CUMULATIVE APPROPRIATION (000'S)

Life to Date	FY 2023 Estimate	FY 2024	Total
\$2,616	\$34,833	\$2,488	\$39,937

Project Summary

Category/Description	Total Project Cost	Life to Date Actual	FY 2023 Estimate	Total 6 Years	Budget Year FY 2024	FY 2025	FY 2026	FY 2027	FY 2028	FY 2029	Beyond 6 Years
EXPENDITURE											
PLANS	\$—	\$—	\$—	\$—	\$—	\$—	\$—	\$—	\$—	\$—	\$—
LAND	—	—	—	—	—	—	—	—	—	—	—
CONSTR	47,498	30	34,833	12,635	2,488	10,147	—	—	—	—	—
EQUIP	—	—	—	—	—	—	—	—	—	—	—
OTHER	2,586	2,586	—	—	—	—	—	—	—	—	—
TOTAL	\$50,084	\$2,616	\$34,833	\$12,635	\$2,488	\$10,147	\$—	\$—	\$—	\$—	\$—
FUNDING											
GO BONDS	\$28,559	\$7,303	\$11,109	\$10,147	\$—	\$10,147	\$—	\$—	\$—	\$—	\$—
STATE	21,525	8,498	10,539	2,488	2,488	—	—	—	—	—	—
TOTAL	\$50,084	\$15,801	\$21,648	\$12,635	\$2,488	\$10,147	\$—	\$—	\$—	\$—	\$—
OPERATING IMPACT											
PERSONNEL				\$—	\$—	\$—	\$—	\$—	\$—	\$—	
OPERATING				—	—	—	—	—	—	—	
DEBT				—	—	—	—	—	—	—	
OTHER				—	—	—	—	—	—	—	
TOTAL				\$—	\$—	\$—	\$—	\$—	\$—	\$—	



Description: Based on a feasibility study completed in December 2014, William Wirt Middle School is recommended for replacement. Using the educational specifications developed for the FY 2015 William Wirt feasibility study, the Educational Facility Master Plan recommends 64,000 additional square feet for a maximum capacity of 1,200.

Justification: William Wirt Middle School was identified as having critical issues related to indoor air quality, a failing building envelope, and severe overutilization. It has therefore been prioritized to be among the first schools to be addressed in the PGCPs modernization program. William Wirt Middle School is a Cycle 1 school per the Prince George's County Public Schools Educational Facility Master Plan.

Highlights: This project remains in the program until the completion of fiscal closeout.

Enabling Legislation: Not Applicable

Location		Status	
Address	6200 Tuckerman Street, Riverdale	Project Status	Design Stage
Council District	Three	Class	Replacement
Planning Area	Defense Hgts.-Bladensburg and Vicinity	Land Status	Publicly Owned Land

PROJECT MILESTONES

	Estimate	Actual
1 st Year in Capital Program		FY 2013
1 st Year in Capital Budget		FY 2016
Completed Design		FY 2021
Began Construction	FY 2021	
Project Completion	TBD	

CUMULATIVE APPROPRIATION (000'S)

Life to Date	FY 2023 Estimate	FY 2024	Total
\$3,896	\$77,817	\$0	\$81,713

Project Summary

Category/Description	Total Project Cost	Life to Date Actual	FY 2023 Estimate	Total 6 Years	Budget Year FY 2024	FY 2025	FY 2026	FY 2027	FY 2028	FY 2029	Beyond 6 Years
EXPENDITURE											
PLANS	\$456	\$456	\$—	\$—	\$—	\$—	\$—	\$—	\$—	\$—	\$—
LAND	—	—	—	—	—	—	—	—	—	—	—
CONSTR	77,874	57	77,817	—	—	—	—	—	—	—	—
EQUIP	—	—	—	—	—	—	—	—	—	—	—
OTHER	3,383	3,383	—	—	—	—	—	—	—	—	—
TOTAL	\$81,713	\$3,896	\$77,817	\$—	\$—	\$—	\$—	\$—	\$—	\$—	\$—
FUNDING											
GO BONDS	\$28,188	\$17,262	\$10,926	\$—	\$—	\$—	\$—	\$—	\$—	\$—	\$—
STATE	53,525	31,139	22,386	—	—	—	—	—	—	—	—
TOTAL	\$81,713	\$48,401	\$33,312	\$—	\$—	\$—	\$—	\$—	\$—	\$—	\$—
OPERATING IMPACT											
PERSONNEL				\$—	\$—	\$—	\$—	\$—	\$—	\$—	\$—
OPERATING				—	—	—	—	—	—	—	—
DEBT				—	—	—	—	—	—	—	—
OTHER				—	—	—	—	—	—	—	—
TOTAL				\$—	\$—	\$—	\$—	\$—	\$—	\$—	\$—

