



Rushern L. Baker, III  
County Executive


# Welcome to the Prince George's County 2016 Snow Summit

# READY FOR SNOW

## Prince George's County Department of Public Works and Transportation



Rushern L. Baker, III  
County Executive



Darrell B. Mobley  
Director

# Who Is Responsible?

## Department of Public Works and Transportation

### ▣ Partners

- Department of the Environment, Landfill
- Department of Permitting, Inspections and Enforcement
- Maryland-National Capital Park and Planning Commission

### ▣ Contractor Support

# What Are We Responsible For?

- ▣ Maintaining the 1,900 + miles of County roadways
- ▣ Communicating known road conditions to the traveling public
- ▣ Treating County maintained roadways to mitigate hazards

# How Is Work Accomplished?

- ▣ Utilization of a Weather Service
- ▣ Mobilization Planning
  - Levels of Response
- ▣ Incident Command Structure
  - 12 Hour Shifts
- ▣ County Divided into Five Districts
  - District 1 – Glenn Dale
  - Districts 2, 3, and 5 – D'Arcy Road
  - District 4 - Brandywine



# Maintenance Districts

## District 1

Laurel, Adelphi, Hyattsville, Glenn Dale, Bowie

1

2

## District 3

Boulevard Heights, Forestville, Suitland, Hillcrest Heights, Temple Hills, Oxon Hill and Camp Springs area north of Allentown Road

3

5

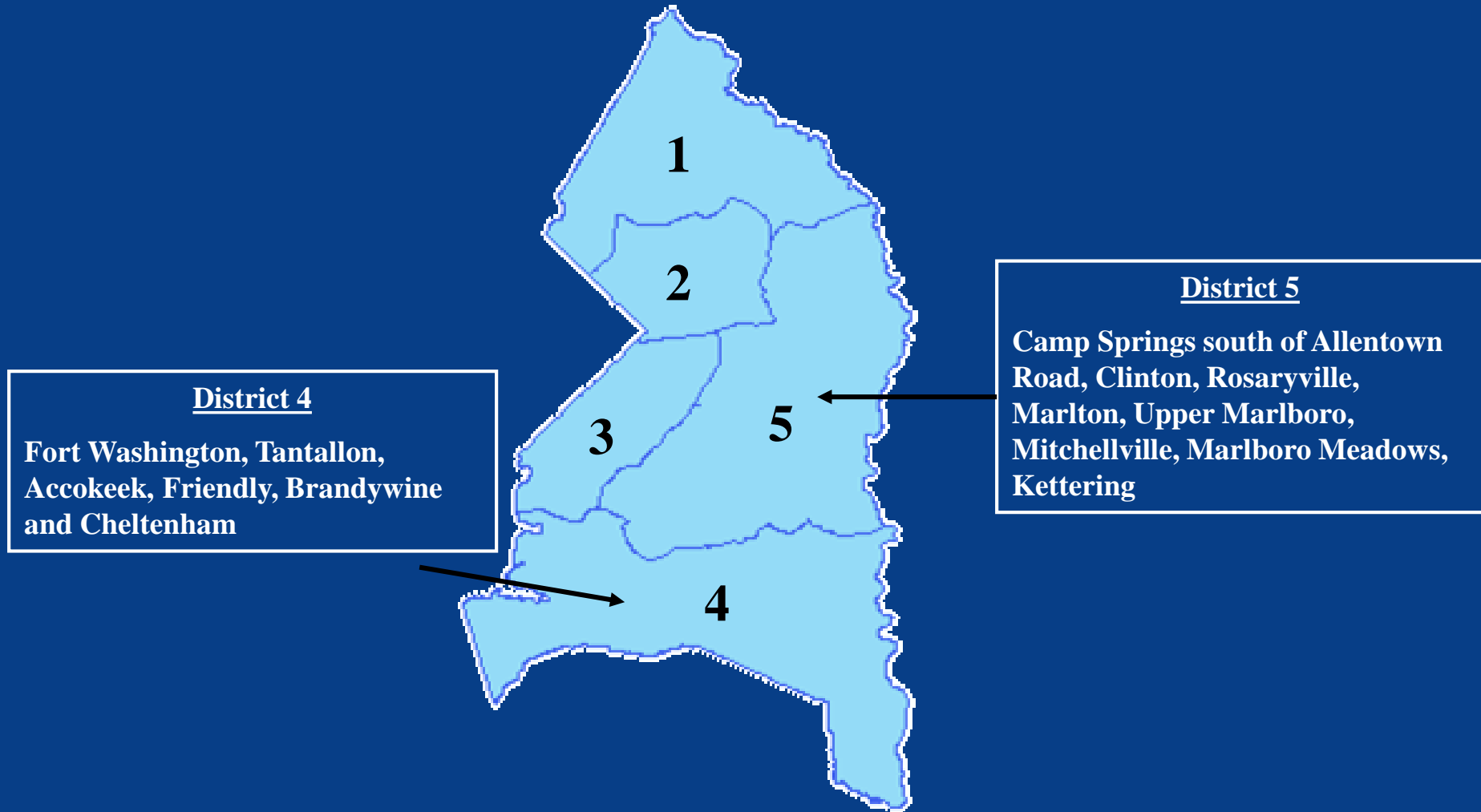
4

## District 2

Riverdale, Seabrook, West Lanham Hills, Landover, Palmer Park, Kentland, New Carrollton, Cheverly, Capitol Heights



# Maintenance Districts





# County Salt Dome Locations

Forestville – Ritchie Complex

Salt Capacity – 25,000 tons

Glenn Dale - Northern Avenue

Salt Capacity – 1,500 tons

Ammendale – Montgomery Road

Salt Capacity – 15,000 tons

Brandywine - Cherry Tree Crossing Road

Salt Capacity – 1,500 tons

Landfill – Brown Station Road

Salt Capacity – 500 tons



# Snow Districts

- ▣ Manager, Foreman and Clerk
- ▣ 75 Routes – 15 per District
- ▣ Roadways: Primary and Residential
  - Primary and Collector Roadways
  - Residential Roadways
    - ▣ Cul-de-sacs
    - ▣ Dead ends



# How Is the Work Accomplished?

## ▣ Trucks

- Four x Four and One Ton Four Wheel Drive Trucks
  - ▣ Salt Capacity 1 Ton; Plow Size 8 feet
- Six Wheel Dump Truck
  - ▣ Salt Capacity 7 Tons; Plow Size 9 feet
- Ten Wheel Dump Truck
  - ▣ Salt Capacity 22 Tons; Plow Size 11 feet

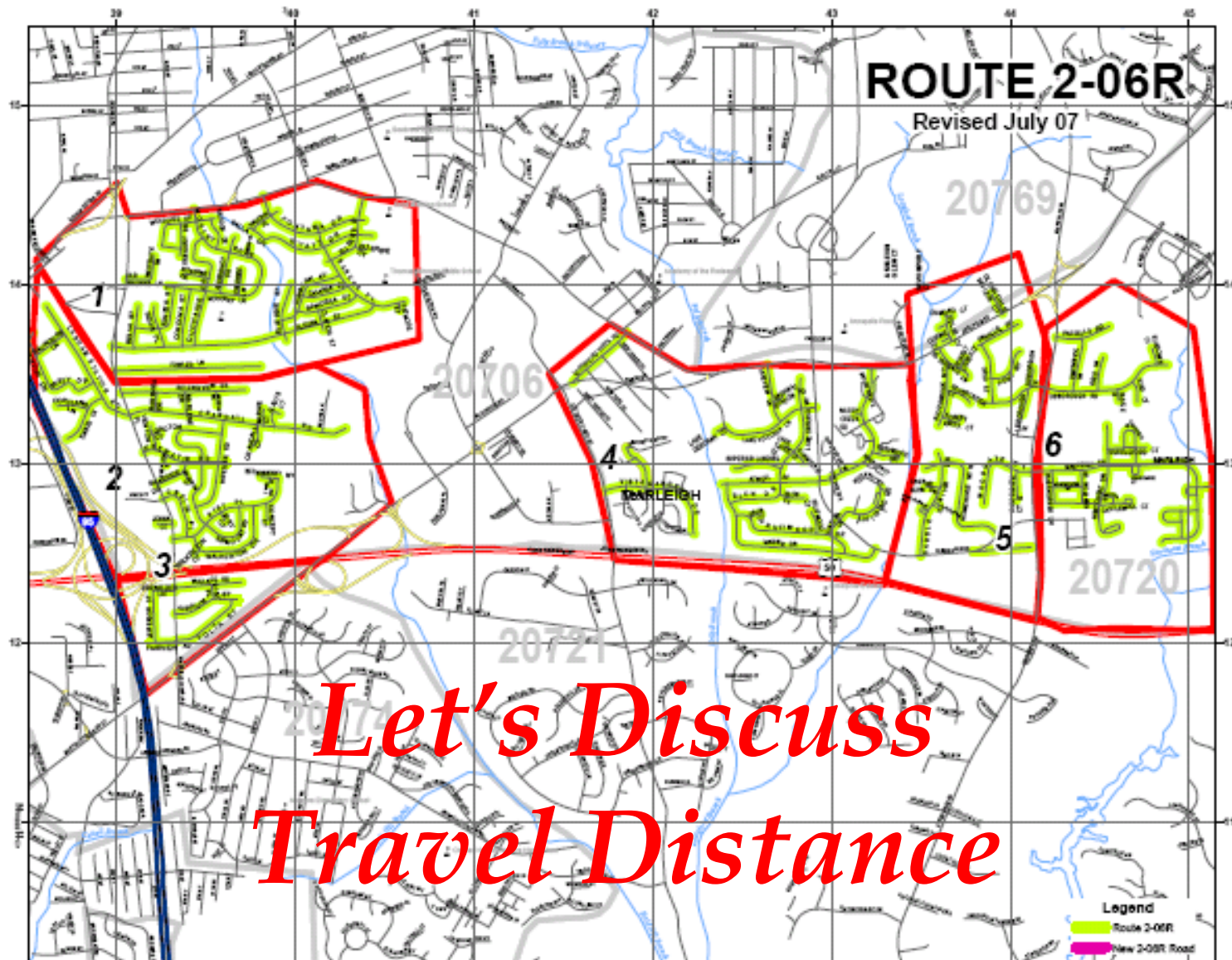
## ▣ Heavy Equipment

- Loaders
- Bobcats
- Backhoes

# How Do We Plow?

- ▣ Primary Roads – plowed during snowfall
  - Treated only if needed during snowfall
- ▣ Collector Roads – plowed during snowfall
  - Treated only if needed during snowfall
- ▣ Residential Roads – plowed after snowfall ends
  - Secondary Roads – plowed first
  - Cul-de-sacs and Dead Ends – plowed last

# Snow Route Map



2-06R

*Let's Discuss  
Travel Distance*



# Road Condition Definition



## Passable

Conditions which would allow a passenger vehicle to negotiate the travel path using reasonable care. This usually means that the roadway is snow and/or ice covered and reasonably level, with minimum rutting.



# Road Condition Definition



## Bare Pavement

Conditions in which 75% or more of the travel lane surface shows. (Bare pavement may include isolated patches of compacted snow/ice of 1" or less.)





# Road Condition Definition



## Completed

Conditions which provide bare pavement for all travel and turning lanes, including paved shoulders (where applicable).





# What's Your Role?

- ▣ Off Street Parking
- ▣ Never Park on a Snow Emergency Route
- ▣ Clear Sidewalks in Front of Your Home
- ▣ Clear Driveways and Mailboxes after Plowing Is Completed
- ▣ Stay off Roadways, If Possible
  - If not possible, stay as far behind trucks as possible

# Helpful Tips

- ▣ Reduce speeds to match road conditions during weather events
- ▣ Allow as much distance as possible between the car in front of you
- ▣ If you think it's too bad to go out, it probably is
- ▣ If on street parking is required, park on the even side of the roadway
- ▣ Bridges, overpasses and cold spots freeze more quickly
- ▣ Wait twenty four (24) hours after the snow stops before calling to request snow and ice removal services

# Resources Available to You

- ▣ Virtual Video Wall

<http://38.70.2.196>

- ▣ Report Adverse Roadway Conditions

- County Click/311

- Online <https://princegeorges-csrprodcwi.motorolasolutions.com/Home.mvc/Index>

- DPW&T Snow Information Center  
301-350-0500

THANK YOU

Maryland Department of Transportation  
State Highway Administration  
District 3 Office  
9300 Kenilworth Avenue  
Greenbelt, Maryland 20770



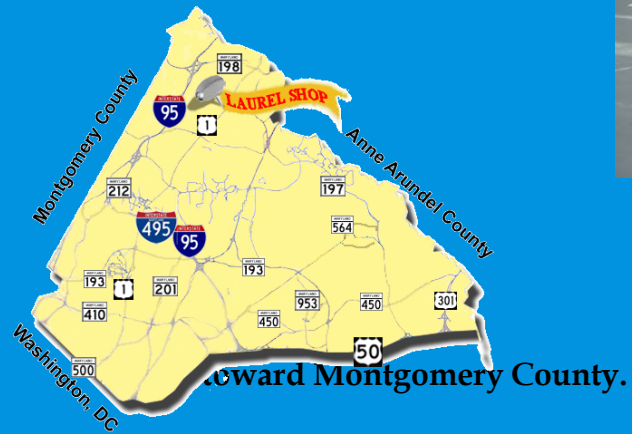
Proudly Serving  
Montgomery and Prince George's Counties

<http://www.roads.maryland.gov>

# Laurel Shop

400 Second Street  
Laurel MD 20707

Phone 301-776-7619



Covers the area from

# Upper Marlboro Shop

6500 S.E. Crain Highway  
Upper Marlboro MD 20870

Phone 301-952-0555



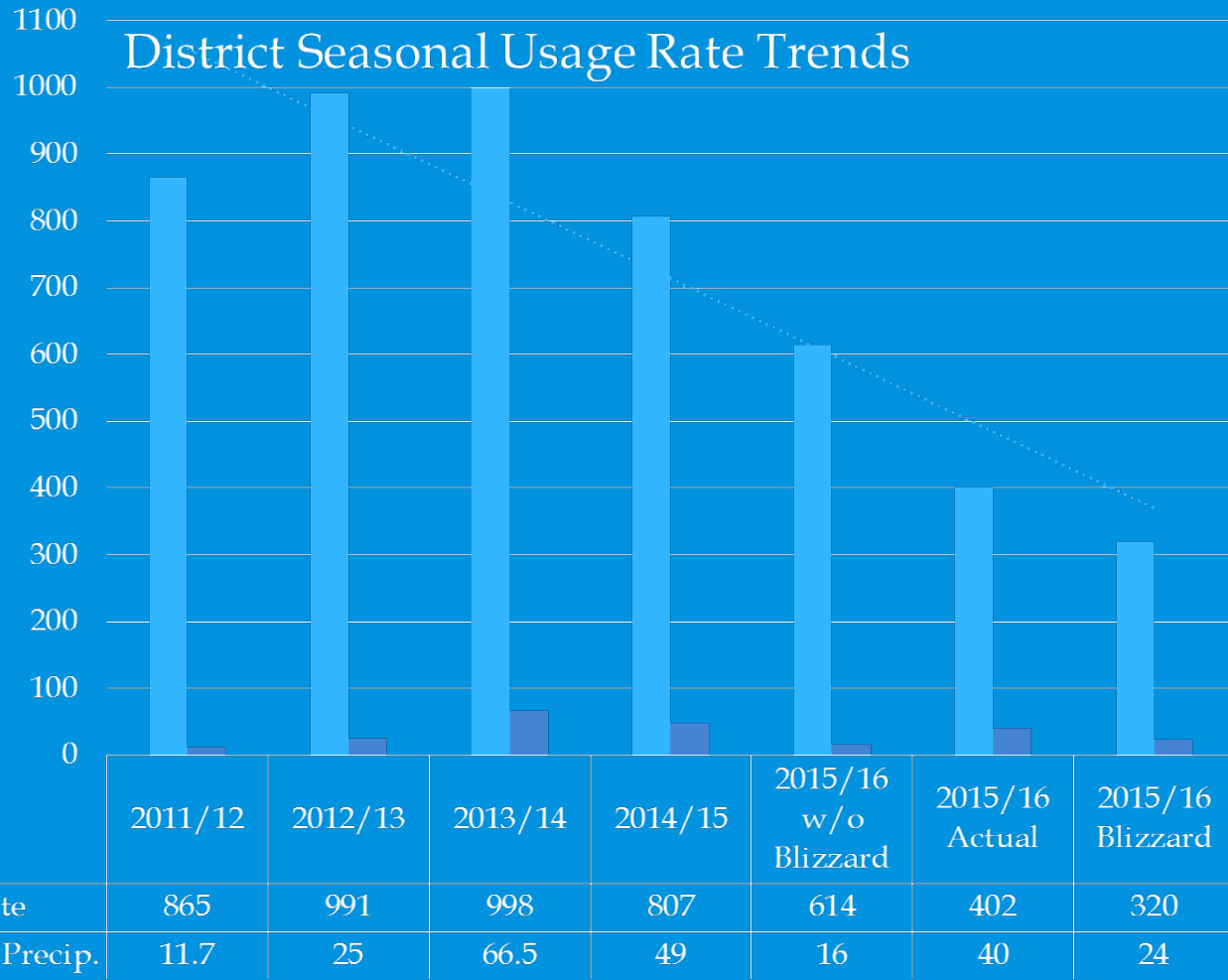
Covers the area from  
towards



# Snow Removal Operations

- ▣ Prince George's County
- ▣ 1,900 Lane Miles
- ▣ Budgeted \$6.25 Million Annually
- ▣ Spent in 2015-2016 Winter \$13 Million
- ▣ 75 Pieces SHA Equipment / 250 Pieces Hired Equipment
- ▣ 42,000 Tons of Salt at 10 Salt Domes
- ▣ Anti-Icing using Salt Brine applied to Interstate and Primary routes 24 hours prior to each event (weather permitting).

Pounds / Lane Mile / Inch



# Contact SHA

**District 3 Office - Thomas Fountain  
301-513-7300**

**Laurel Maintenance Facility - Pranoy Choudhury  
301-776-7619**

**Upper Marlboro Maintenance Facility - Marcus Brown  
301-952-0555**



<https://twitter.com/MDSHA>

**THANK YOU**



# Sidewalk Snow & Ice Removal Inspection Program

---



# Sidewalk Snow & Ice Removal Inspection Program

---

- I. Purpose:** To ensure the removal of snow and ice from paved sidewalks along County maintained roads per requirements set out in Section 23-150 of the County Code's Road Ordinance.
- II. Applicability:** Owners, tenants and managers of commercial and residential properties abutting paved sidewalks.
- III. Requirement:** Remove accumulated snow and ice from paved sidewalks within 48 hours after snow has fallen or ice has accumulated, as a result of inclement weather or runoff from an abutting surface.



# Focus Sidewalk Areas

---

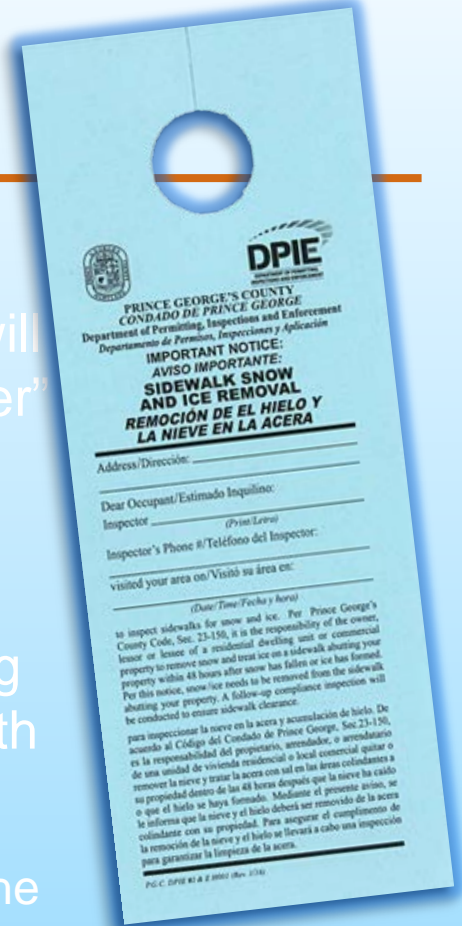
- Adjacent to **commercial establishments** and **apartment complexes**
- Along roadways within **1.5 miles of a school**
- Along **State designated highways**
- Along **County primary roadways**
- Abutting major **public gathering places** (*i.e.*, churches, assembly halls, etc.)
- Within **residential communities in response to CountyClick 311 complaints**, which will trigger an inspector to place a door hanger warning on homes along both sides of the road where a complaint has been reported





# Actions Taken

- **Notice of Violation:** Those not clearing the paved sidewalk abutting their properties within 24 hours will receive or find attached to the front door a “reminder” to clear the sidewalk. (Notice if a commercial establishment/Door hanger if a residence)
- **Citation:** Those not clearing the paved sidewalks abutting their properties within 24 hours of receiving a “reminder” will be issued a citation that carries with it a \$100 fine.
  - ❖ **\$100/day** after the first citation will be assessed until the snow/ice is cleared.
  - ❖ Owners of properties abutting a paved sidewalk who do not remove/treat snow/ice from the paved sidewalk after receiving notice to do so, can be charged for the **cost of a private contractor** engaged by the County.



# Sidewalk Snow & Ice Removal Inspection Program


---

If you have questions, please call:

**301.883.6168**



**THANK YOU**



**Rushern L. Baker III**  
*County Executive*

**Glenda Wilson**  
*Chief of Staff*

**Musa L. Eubanks, Esq.**  
*Director*

**Jennifer Hawkins**  
*Division Manager*

# Office of Community Relations (OCR) 311 Call Center



# 311 Call Center

- ▣ 311 Call Center is staffed with Essential Personnel
- ▣ Under the direction of the County Executive's Office in Conjunction with the Emergency Operation Center (EOC)- 311 will extend its hours to meet the needs of the citizens of Prince George's County
- ▣ Will operate even when the County Government is closed


# CALL CENTER



# COUNTY CLICK 311



# MOBILE APP



# CRM SYSTEM

# COUNTY AGENCIES

[Services Home](#)[Request Service](#)[Status Check](#)[Search](#)[Login](#)[Register](#)

## Request a County Service

[Start Over](#)**1** Select Service Type**2** Service Location**3** Service Information**4** Contact Information**5** Comments and  
Attachments**6** Review and Submit

Please provide as much information as possible then click the Next Step button or you may Start Over.

All fields marked with a \* are mandatory

Service Type: Snow Removal

Service Location: 15506 NEWTONMORE LN, UPPER MARLBORO, MD 20774

\*\*\*Please review additional information below.\*\*\*

### Service Information

Has it stopped snowing?

No

Please do not submit a request for Snow Removal until AFTER it has stopped snowing. Once it has stopped, it is the County's goal to enter residential areas within 24 hours of when snowfall has stopped.

\* What is the specific issue?

Roadway needs to be cleared

THIS SERVICE REQUEST TYPE WILL TAKE  
APPROXIMATELY 10 DAYS TO BE COMPLETED.

Wait 24 hours until  
after snow-fall ends  
before submitting a  
service request





## Request a County Service [Start Over](#)

- 1 Select Service Type
- 2 Service Location
- 3 Service Information
- 4 Contact Information
- 5 Comments and Attachments
- 6 Review and Submit

Please provide as much information as possible then click the Next Step button or you may Start Over.  
All fields marked with a \* are mandatory

Service Type: [Snow Removal](#)  
Service Location: [1805 NEWTON ROAD NE, UPPER MARLBORO, MD 20774](#)

### Service Information

Has it stopped snowing?

\* What is the specific issue?

THIS SERVICE REQUEST TYPE WILL TAKE  
APPROXIMATELY 10 DAYS TO BE COMPLETED.

Blocked Driveway  
Blocked Mailbox  
Blocked Sidewalk  
Blocked turning lane at intersection with signal  
Damaged Mailbox  
Damaged Property  
Icy / Slippery Roadway  
Roadway needs to be cleared

[Previous Step](#)

[Next Step](#)

**Blocked Driveway  
Block Mailbox  
Blocked Sidewalk  
Blocked Turning Lane  
Damaged Mailbox  
Damaged Property  
Icy/Slippery Roadway  
Roadway need to be  
cleared**

# Email Confirmation Notification

Prince George's County's CountyClick 311 - Automated Response E-mail Notification - DO NOT REPLY

**Case #**

Thank you for reporting your County services needs. Your service request for Snow Removal has been added to the service request tracking system and assigned the unique service request number 16-00025247. This number is the official reference number for your service request if you need to inquire about it in the future. It can be used with your E-mail address to obtain the latest available status via the Internet.

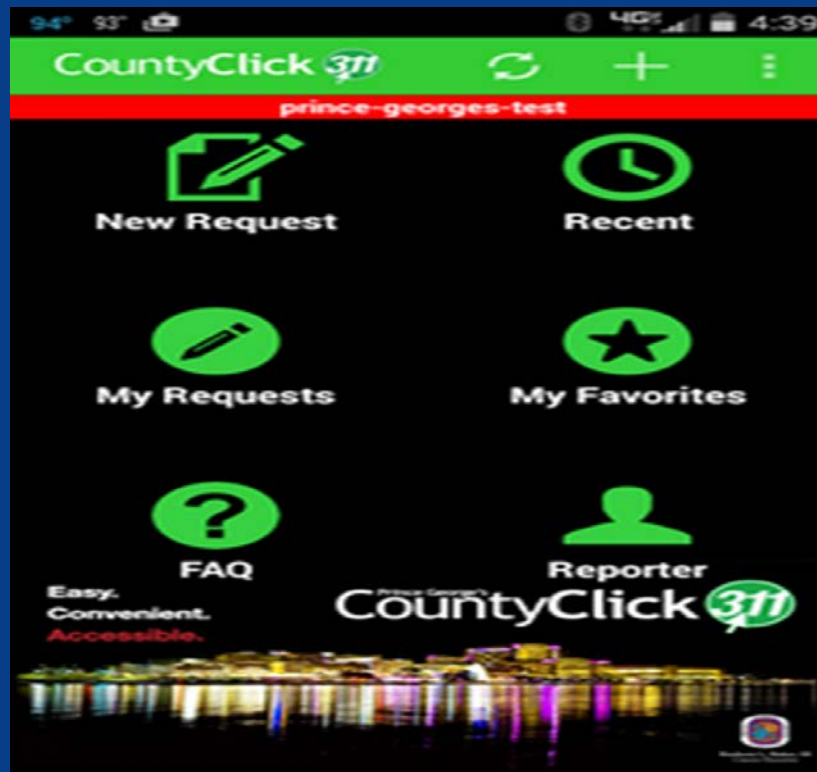
This service request type will take approximately 1 day to be completed.

**Service Level**

Please click on the following link to check the status of service request number 16-00025247.

# CountyClick311 Mobile App

Go to iTunes or Google Play to Download





## Contact Prince George's County



Dial 3-1-1 or  
301-883-4748



Mobile app:  
[iOS app -](https://www.apple.com/itunes/)  
<https://www.apple.com/itunes/>  
[Google Play app-](https://play.google.com/store)  
<https://play.google.com/store>



Website:  
[www.countyclick311.com](http://www.countyclick311.com)



Walk-in:

County Administrative Building  
14741 Governor Oden Bowie Dr.  
Upper Marlboro, MD 20772  
Lower level, Suite L-3



E-mail:

[countyclick311@co.pg.md.us](mailto:countyclick311@co.pg.md.us)



Write a letter:

Prince George's County  
311 Call Center  
14741 Governor Oden Bowie Dr.  
Upper Marlboro, MD 20772

THANK YOU





Prince George's County **Health Department**





# Dialysis & Emergencies

Emergencies can happen anywhere at any time, and can have a direct impact on you and your ability to receive dialysis.

Take steps to prepare before an emergency occurs.





---

# Government Roles & Responsibilities

---

During an emergency the Prince George's County Government will work together to resolve the situation as quickly as possible.

- County Executive's Office
- Office of Emergency Management
- Health Department
- Public Safety
- Fire and Emergency Medical Services
- Department of Public Works and Transportation



# Personal Preparedness



Personal preparedness is important for everyone.

- Create a plan.
- Pack a kit.
- Get involved.





Winter storms can disrupt transportation services and prevent access to dialysis services.

- Contact your provider to arrange treatment prior to a forecasted event.
- Secure assistance from family and neighbors to plow private sidewalks and driveways.

---

## Preparing for Winter Storms

---



# Additional Resources

Emergency Preparedness for Dialysis Patients, <https://www.davita.com/kidney-disease/overview/living-with-ckd/emergency-preparedness-for-people-with-kidney-disease/e/4930>

Centers for Disease Control and Prevention, <https://emergency.cdc.gov/>

Department of Homeland Security's Ready Program, <https://www.ready.gov/>



THANK YOU



# Prince George's County Snow Summit 2016

# Winter is Coming

- Cold temps mean cold water in Potomac River
- Avg. almost 1,800 WMB every year
- Snow affects transportation (WSSC Crews)
- Loss of electricity to filtration plants





# Stock Up on Water

- In case of prolonged water disruptions
- Water Main Break Repairs can take about 6 hours
- Extended power outage can create water restrictions

**1-2 Gallons** safe tap or bottled water per person per day

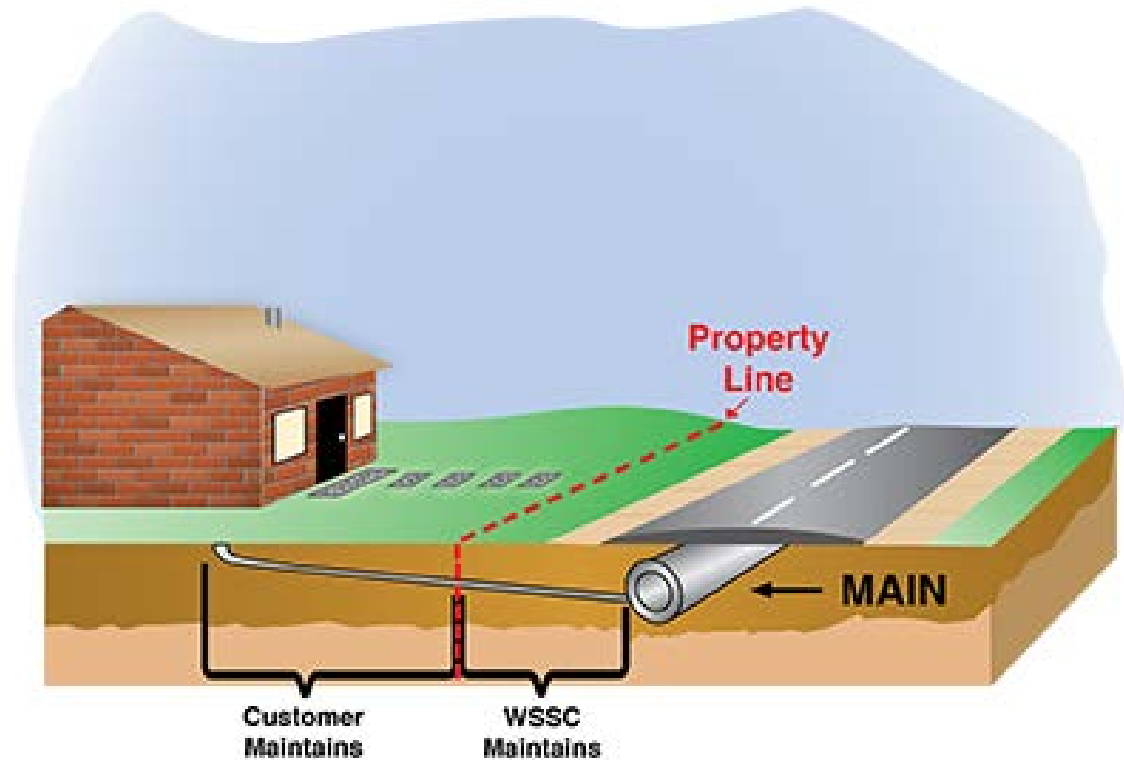
Store enough to last each person at least **3 days**

Don't forget the **pets!**



# Did you know YOU are responsible for pipes on your property?

- Many people don't
- WSSC is responsible for pipes in the public space



# Protect your pipes



- **Winterizing TIPS**
  - Repair windows, doors & walls
  - Seal air leaks in crawl spaces & basement
  - Insulate outside walls

**DO NOT USE AN OPEN FLAME  
TO THAW PIPES!**

[wsscwater.com/winterize](http://wsscwater.com/winterize) for full details



# Stay Connected

- Report Water or Sewer Problems
- 24-HR Emergency Call Center
- 301-206-4002
- @wsscwaternews  
- @wsscwater



Thank You

# Prince George's County Office of Emergency Management:

## Snow Summit



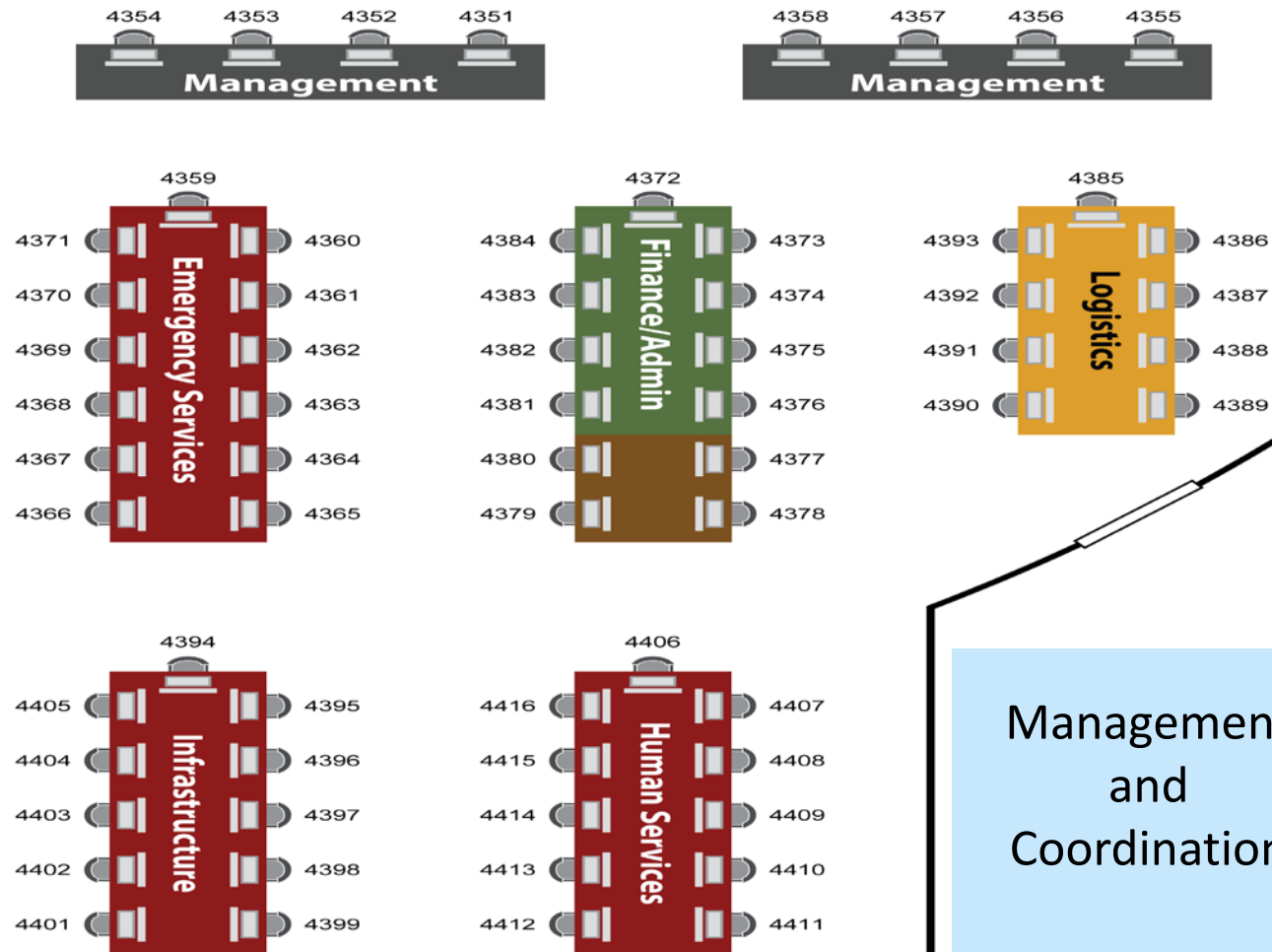


# OEM During Winter Weather

- OEM coordinates information, dissemination manages resource requests, and facilitates multiagency coordination during winter weather.
- OEM also manages the County Emergency Operations Center (EOC). The EOC monitors hazard impact Countywide and supports departments in the resolution of significant issues.
- The EOC also coordinates with the State and local jurisdictions.



# EOC Layout



Management  
and  
Coordination



# Community Resiliency

- ▣ Know Your Risks
- ▣ Plan
  - Self, Family, Community
- ▣ Stay Informed
  - Alert Prince George's
  - Broadcast Media, Social Media
- ▣ Be Prepared, Take Precautions



# Resources

- ▣ Prince George's County website
- ▣ CountyClick 311
- ▣ Office of Emergency Management 301-324-4400
- ▣ **Non-Emergency Number: (301) 352-1200**
- ▣ Facebook - PGCountyOEM
- ▣ Alert Prince George's: <http://alertmypgc.us>
- ▣ Twitter: @PGCountyOEM
- ▣ [www.MEMA.gov](http://www.MEMA.gov) and [www.Ready.gov](http://www.Ready.gov)



# Thank You



# PRINCE GEORGE'S COUNTY POLICE DEPARTMENT

## Police response during a winter storm emergency.



Protecting and Serving Since 1931

Henry P. Stawinski, III  
Chief of Police





# PRINCE GEORGE'S COUNTY POLICE DEPARTMENT

Upon notification from the Office of Emergency Management that an emergency has been declared, a police officer will respond to the Emergency Operations Center to assist in the coordination of services during the emergency.



Protecting and Serving Since 1931

Henry P. Stawinski, III  
Chief of Police



# PRINCE GEORGE'S COUNTY POLICE DEPARTMENT



The Chief of Police may suspend routine patrol depending on the severity of the winter storm. Officers may be assigned to patrol shopping centers and other business areas. The Telephone Reporting Unit may be activated to handle report calls. The department may deploy resources to assist other county agencies.



Protecting and Serving Since 1931

Henry P. Stawinski, III  
Chief of Police



# PRINCE GEORGE'S COUNTY POLICE DEPARTMENT

Be prepared  
Stay indoors  
Keep off the roads  
Lookout for your neighbors



Protecting and Serving Since 1931

Henry P. Stawinski, III  
Chief of Police



# PRINCE GEORGE'S COUNTY POLICE DEPARTMENT

## Telephone Numbers

Emergency: 911

Non-emergency: 301-352-1200

General information: 311

Crisis Hotline: 211



Protecting and Serving Since 1931

Henry P. Stawinski, III  
Chief of Police



# PRINCE GEORGE'S COUNTY POLICE DEPARTMENT

## Thank You



Protecting and Serving Since 1931

Henry P. Stawinski, III  
Chief of Police

