

# FAÇADE SELECTION BOOKLET

## HOME FAÇADE IMPROVEMENT GRANT PROGRAM

Redevelopment Authority of Prince George's County

Prepared By:



**Redlef Group**  
**ARCHITECTS**

## REPLACEMENT WINDOWS

### New Replacement Windows by Jeld-Wen

Model #: V-2500 Vinyl Windows  
Style: Double-Hung, Gliding or Fixed Windows to Match Existing  
Options: Clear Glass or Grilles between the Glass

#### Window and Patio Door Styles



#### Integral Brickmould with J-Channel

Our standard integral brickmould and nailing fin creates a J-channel, allowing the siding to slip between the brickmould and nailing fin. This feature makes installation a breeze and produces a clean, streamlined appearance. It's perfect for new installation.

#### Vinyl Colors



Actual colors may vary from the samples displayed.  
\*Subject to regional availability

#### WEN-Lock® (Single-Hung and Sliding)

Featured on all Brickmould Vinyl single-hung and sliding windows, the WEN-Lock is our exclusive automatic lock system. It features a slim profile that's easy to engage, as well as a tamper resistant design, providing safety and security for your home.



The visible latch indicator (VLI) shown at left indicates whether the window is locked (left) or unlocked (right). The VLI can only be seen from indoors.

 ADA Compliant option also available



#### Style Cam-Lock



#### Style Cam-Lock Finishes



Actual colors and finishes may vary from samples displayed.

#### Nesting Handle (Casement and Awning)



 ADA Compliant option also available

#### Window Opening Control Device (WOCD)

Factory-installed Window Opening Control Devices (WOCD) from JELD-WEN are designed to meet the ASTM F2090-10 standard intended to help prevent accidental falls from windows by children five years of age and younger. Available on Casement, Awning, Single-Hung, Double-Hung and Sliding Windows.

See your JELD-WEN dealer for more information.



#### EverTone™ Exterior Color Finishes

Our Brickmould Vinyl windows and patio doors are available in eight EverTone™ colors: Chestnut Bronze, Mesa Red, Hartford Green, French Vanilla, Dark Chocolate, Black, Arctic Silver and Desert Sand. EverTone is used on the exterior only; the interior is White, Almond or Desert Sand.



#### Grilles Between the Glass (GBG)




Available in Contour & Flat

#### Contour



5/8" 7/8"

#### Flat



5/8" 7/8"

#### Simulated Divided Lites (SDL)



Available in 7/8" Contour

#### Glass Options

##### Low-E and LoE<sup>3</sup>-366 Insulating Glass

High-performance Low-E insulating glass comes standard and helps lower energy costs, allows homes to stay cooler in the summer and warmer in the winter, prevents fading of interior furnishings, and reduces condensation. It also delivers greater visible light transmittance than tinted glass. We also offer optional LoE<sup>3</sup>-366, which provides even more protection against heat loss and fading, as well as greater energy savings.


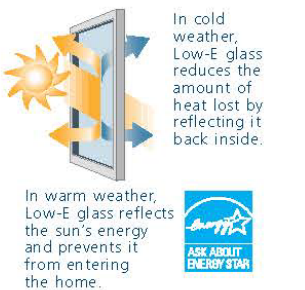

Most windows and patio doors with Low-E glass are ENERGY STAR® qualified. ENERGY STAR products help Americans save energy, save money and reduce their carbon footprints. ENERGY STAR criteria for windows are based on the U-factor and Solar Heat Gain Coefficient (SHGC) combinations that provide significant energy efficiency for a given climate zone. It's easy! Just tell your JELD-WEN dealer you want JELD-WEN windows that are ENERGY STAR qualified for your climate zone.

For more information, visit [www.jeld-wen.com/energyefficiency](http://www.jeld-wen.com/energyefficiency).

##### Tempered Glass

When glass is heat-treated during manufacturing, it is provided with extra strength, enabling it to withstand abnormal force or pressure on its surface—it will not break into sharp pieces. Local codes often require tempered glass to be used in all windows that are close to the floor or near doors, bathtubs or showers.

#### Textured and Tinted Glass



#### Secondary Stops

Latch limits sash opening to 4 inches providing fractional ventilation on single-hung and double-hung windows. A nylon lever and housing allow quick and easy release when the vent stop flips open. The lever flips back with an easy push of the finger when not needed.

Secondary stops are not a locking feature.



**EXTERIOR ENTRY DOORS**

**OPTION #1**

6-Panel, Insulated Core  
Steel Entry Door



**OPTION #2**

4-Panel, Insulated Core  
Steel Entry Door with  
Sunburst, Divided Lite



**OPTION #3**

4-Panel, Insulated Core  
Steel Entry Door with  
Decorative Sunburst Lite



**OPTION #4**

2-Panel, Insulated Core  
Craftsman Fiberglass Entry  
Door with Decorative Lite



**OPTION #5**

2-Panel, Insulated Core  
Steel Entry Door with  
Decorative Oval Lite



**OPTION #6**

2-Panel, Insulated Core  
Steel Entry Door with  
Decorative Center Arch



STORM DOORS

OPTION #1

Clear, Full-View Storm Door w/ Plain Glass



OPTION #2

Clear, Full View Storm Door w/ Beveled Glass



OPTION #3

Clear, Full View Storm Door w/ Double Beveled Glass



OPTION #4

Clear, Full View Storm Door w/ Arched Beveled Glass



COLOR OPTIONS




HARDWARE OPTIONS



**GARAGE DOORS**

**OPTION #1**

Traditional Insulated Steel Door



**OPTION #2**

Traditional Insulated Steel Door w/ Windows



**GARAGE DOORS (CONT'D)**

**OPTION #3**

Carriage House Insulated Steel Door



**OPTION #4**

Carriage House Insulated Steel Door w/ Arch Design



**GARAGE DOORS (CONT'D)**

**OPTION #5**

Carriage House Insulated Steel Door w/ Arch Windows



**OPTION #6**

Carriage House Insulated Steel Door w/ Square Windows



ENTRY DOOR TRIM

OPTION #1



OPTION #2



OPTION #3



ENTRY DOOR TRIM (CONT'D)

OPTION #4



**PORCH DOOR OVERHANG**

**OPTION #1**

Gable Roof Overhang



**OPTION #2**

Gable Roof Porch with Columns



**OPTION #3**

Mansard Roof Overhang with Columns



## HOME FAÇADE IMPROVEMENT GRANT PROGRAM: FAÇADE SELECTION BOOKLET

### PORCH/ STOOP RAILINGS - VINYL

#### OPTION #1

Standard Railings



#### OPTION #2

Railings w/ Decorative Pickets




## HOME FAÇADE IMPROVEMENT GRANT PROGRAM: FAÇADE SELECTION BOOKLET

### PORCH/ STOOP RAILINGS – METAL (CONT'D)

**OPTION #1**  
Standard Railings



**OPTION #2**  
Standard Railings w/ Decorative Posts



**OPTION #3**  
Railings w/ Decorative  
Pickets

VINYL SIDING

OPTION #1

4" or 5" Traditional Lap Vinyl Siding



OPTION #2

4.5" Dutch Lap Vinyl Siding



WHITE
PEARL
CREAM
ALMOND
TAN
CLAY*
HAZELNUT*
BRIARWOOD**
TEAK**
HAMPTON RED**
AMBER*
GRAY
FLINT*
PEWTER**
SHADOW*
WEDGEWOOD**
BAYOU**
THISTLE*
SAGEBROOK**
PALM**
NORTHERN OAK*
HEARTHSTONE BROWN*
REDWOOD*
COASTAL BLUE*

**GUTTERS**

**OPTION #1**  
K-Style Aluminum Gutter



**OPTION #2**  
Half Round Gutter



ROOFING – ARCHITECTURAL ASPHALT SHINGLES




Desert Tan†



Estate Gray†



Brownwood†



Sierra Gray†



Teak†  
Not Available in Service Area 1 (see map).



Shasta White†



Driftwood†



Chateau Green†  
Not Available in Service Area 1 (see map).



Onyx Black†

**WINDOW SHUTTERS**

**OPTION #1**

Standard Open Louver  
Shutter



**OPTION #2**

Straight-Top, Center Rail  
Louvered Shutter



**OPTION #3**

Standard Raised Panel  
Shutter



**OPTION #4**

Single Raised Panel Shutter



**COLOR OPTIONS**

			
White 001	Black 002	Wedgewood Blue 004	Clay 008
			
Federal Brown 009	Muskat Brown 010	Tuxedo Gray 018	Willow 023
			
Burgundy Red 021	Forest Green 028	Classic Blue 036	Windberry 078
			
Bright White 117	Midnight Green 122	Midnight Blue 166	Bordeaux 167
			
Paintable 090			

## HOME FAÇADE IMPROVEMENT GRANT PROGRAM: FAÇADE SELECTION BOOKLET

### LIGHT FIXTURES

**OPTION #1**  
Flat Glass Lantern



**OPTION #1**  
Flat Glass Lantern



**OPTION #3**  
Non-Metallic Lantern



**OPTION #4**  
Non-Metallic Lantern with  
Extended Stem



**OPTION #5**  
Andover Lantern



**OPTION #6**  
Brassguard Lantern



**OPTION #7**  
Roman Coach Lantern



**OPTION #8**  
Bay Court Lantern



## POST-MOUNT MAILBOXES

### OPTION #1

Heavy-Duty Aluminum Mailbox on a Standard Post with Custom Numbers and/or Letters



### OPTION #3

Carlisle Aluminum Mailbox



### OPTION #2

Arch-Top Aluminum Mailbox



### OPTION #4

Bellevue Aluminum Mailbox



**POST-MOUNT MAILBOX POSTS (CONT'D)**

**OPTION #1**  
Standard Post



**OPTION #2**  
Decorative Classic Post



**OPTION #3**  
Decorative Modern Post  
w/ Angled Support



**OPTION #4**  
Decorative Modern Post  
w/ Arch Support




# HOME FAÇADE IMPROVEMENT GRANT PROGRAM: FAÇADE SELECTION BOOKLET

## WALL-MOUNT MAILBOXES

### OPTION #1

Plain Door Mailbox



### OPTION #2

Saratoga Mailbox




### OPTION #3

Horizontal Mailbox



### OPTION #4

Castle Locking Mailbox w/  
Magazine Holder



### OPTION #5

Deco Locking Mailbox



### OPTION #6

Premium Locking Mailbox



## HOME FAÇADE IMPROVEMENT GRANT PROGRAM: FAÇADE SELECTION BOOKLET

### DOOR SLOT MAILBOXES

#### OPTION #1

Door Mail Slot - Chrome



#### OPTION #2

Door Mail Slot - Brass



# HOME FAÇADE IMPROVEMENT GRANT PROGRAM: FAÇADE SELECTION BOOKLET

## ADDRESS NUMBERS/ PLAQUES

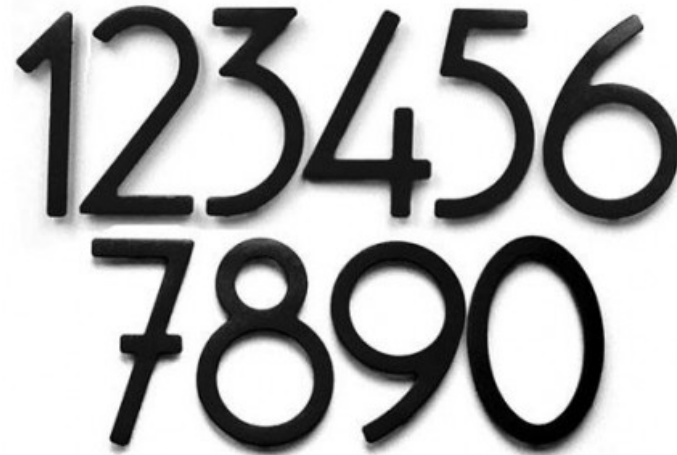
### OPTION #1

Solid Brass Individual Address Numbers



### OPTION #2

Dark Bronze Contemporary  
Address Numbers



### OPTION #3

Richmond Vertical Address  
Plaque



### OPTION #4

Concord Oval Address  
Plaque



### OPTION #5

Address Sign Post



### OPTION #6

Address Sign Post



**DOOR BELLS**

**OPTION #1**  
Oval Door Bell




**OPTION #2**  
Venetian Door Bell



**OPTION #3**  
Modern Rectangular Door  
Bell



**OPTION #4**  
Classic Rectangular Door  
Bell



## HOME FAÇADE IMPROVEMENT GRANT PROGRAM: FAÇADE SELECTION BOOKLET

### STONE & BRICK PAVERS (POSSIBLE ALTERNATIVES TO CONCRETE FOR WALKWAYS AND STOOPS)

**OPTION #1**  
Catalina Slate



**OPTION #2**  
Aqua Roc – Permeable Paver



**OPTION #3**  
Brick Paver



**OPTION #4**  
Urbana Stone



**OPTION #5**  
Drainstone – Permeable  
Paver



**FENCES – VINYL OPTIONS**

**OPTION #1**

Vinyl Semi-Privacy Fence



**OPTION #2**

Vinyl Privacy Fence



**OPTION #3**

Vinyl Open Fence



**OPTION #4**

Vinyl Open Fence w/ Curved Top



**FENCES – METAL OPTIONS**

**OPTION #1**

Standard Aluminum Fence



**OPTION #2**

Decorative Aluminum Fence



**OPTION #3**

Chain Link Fence



**FENCES – WOOD OPTIONS**

**OPTION #1**

Standard Wood Privacy Fence



**OPTION #2**

Wood Semi-Privacy Fence



## HOME FAÇADE IMPROVEMENT GRANT PROGRAM: FAÇADE SELECTION BOOKLET

### LANDSCAPING - SHRUBS

#### OPTION #1

Ruby Pygmy Barberry Flowering Shrub



#### OPTION #2

Cotoneaster Flowering Shrub



#### OPTION #3

Japanese Holly  
Hedge Shrub



#### OPTION #4

Euonymus Accent  
Shrub



**LANDSCAPING – SHRUBS (CONT'D)**

**OPTION #5**  
Azaleas



**OPTION #6**  
Knock-Out Roses



## HOME FAÇADE IMPROVEMENT GRANT PROGRAM: FAÇADE SELECTION BOOKLET

### LANDSCAPING – SMALL TREES


OPTION #1  
Arborvitae



OPTION #2  
Dwarf Japanese Maple



OPTION #3  
Crape Myrtle




**LANDSCAPING – PLANTER EDGING**

**OPTION #1**  
Concrete Landscape Wall Blocks



**OPTION #2**  
Scalloped Landscape  
Blocks

**OPTION #3**  
Railroad Ties



**STORMWATER MANAGEMENT – RAIN BARRELS**

**OPTION #1**

Castilla 50 Gallon Brownstone  
Rain Barrel W/ Planter



**OPTION #2**

Sandstone 50 Gallon Water  
Urn Flat-Back Rain Barrel W/  
Planter



Earth Brown



Terra Cotta

**OPTION #3**

Flat Back Whiskey 50 Gallon  
Rain Barrel W/ Planter

