

Stormwater Management

AGENCY OVERVIEW

Agency Description

The Prince George’s County Stormwater Management District (a special taxing district) was established to assume the stormwater management functions that were previously performed by the Washington Suburban Sanitary Commission. The Stormwater Management Division of the Department of the Environment is responsible for constructing and maintaining the Stormwater Management system in the County. It constructs facilities to alleviate flooding, rehabilitates storm drainage channels, designs and constructs wetlands and restores river and streambeds. The Department of Public Works and Transportation (DPWT) maintains and operates publicly-owned stormwater management and flood control facilities.

Needs Assessment

Several factors are taken into consideration in developing projects for the CIP, including the following:

- Areas of new development which will increase the amount and velocity of stormwater runoff;
- Condition and age of existing systems and the need for corrective action;
- Recommendations of watershed management planning activities;
- Water quality and environmental impacts;

- Retrofit of existing development to mitigate adverse flooding and pollution impacts;
- Availability of state and federal grants; and
- Federal, state and local regulations for stormwater, wetlands, forest and critical areas.

FY 2023 Funding Sources

- Federal – 18.7%
- Other – 37.1%
- Stormwater Bonds – 42.1%
- State – 2.1%

FY 2023-2028 Program Highlights

- The County continues to implement federal and State mandates which address various stormwater quality improvements including impervious area and stream restoration.
- Continued implementation of the Clean Water Partnership (Public Private Partnership) to assist with meeting the federal and state mandates.

New Projects

None

Deleted Projects

None

Revised Projects

Project Name	Alternate Funding Source Required	Revisions			
		Total Project Cost Increase	Total Project Cost Decrease	Project Schedule Delayed	Project Schedule Accelerated
Bear Branch Sub-Watershed		X		X	
Calvert Hills		X			
Clean Water Partnership NPDES/MS4		X			
COE County Restoration			X		
Emergency Response Program		X			
Endangered Structure Acquisition Program		X			
Flood Protection and Drainage Improvement		X			

Revised Projects *(continued)*

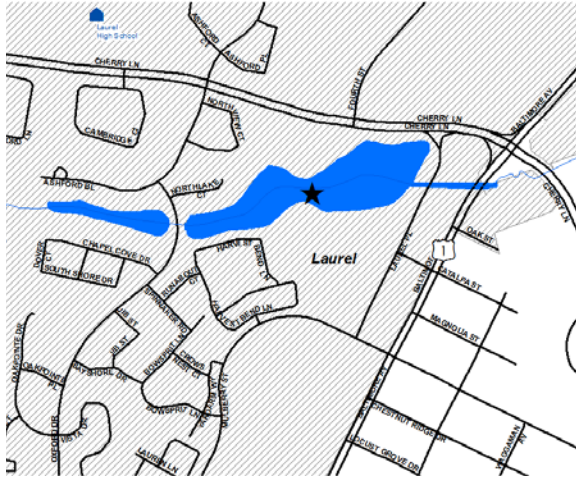
Project Name	Alternate Funding Source Required	Revisions			
		Total Project Cost Increase	Total Project Cost Decrease	Project Schedule Delayed	Project Schedule Accelerated
Major Reconstruction Program (DPW&T)		X			
MS4/NPDES Compliance & Restoration		X			
Participation Program		X			
Stormwater Contingency Fund		X			
Stormwater Management Restoration (DPW&T)		X			

Program Summary

Category/Description	Total Project Cost	Life to Date Actual	FY 2022 Estimate	Total 6 Years	Budget Year FY 2023	FY 2024	FY 2025	FY 2026	FY 2027	FY 2028	Beyond 6 Years
EXPENDITURE											
PLANS	\$142,164	\$75,725	\$18,320	\$48,119	\$13,261	\$10,647	\$8,164	\$5,283	\$5,613	\$5,151	\$—
LAND	4,936	181	405	4,350	325	1,425	675	775	625	525	—
CONSTR	840,973	281,214	126,167	433,592	133,967	110,298	47,962	62,095	54,705	24,565	—
EQUIP	—	—	—	—	—	—	—	—	—	—	—
OTHER	97,084	76,903	3,218	16,963	2,200	2,420	2,660	2,925	3,218	3,540	—
TOTAL	\$1,085,157	\$434,023	\$148,110	\$503,024	\$149,753	\$124,790	\$59,461	\$71,078	\$64,161	\$33,781	\$—
FUNDING											
FEDERAL	\$57,671	\$3,421	\$7,746	\$46,504	\$27,251	\$18,690	\$563	\$—	\$—	\$—	\$—
STATE	19,474	4,363	11,900	3,211	3,211	—	—	—	—	—	—
SW BONDS	704,034	313,634	54,834	335,566	61,444	61,688	58,538	55,954	64,161	33,781	—
OTHER	303,978	57,538	133,179	113,261	54,209	44,052	—	15,000	—	—	—
TOTAL	\$1,085,157	\$378,956	\$207,659	\$498,542	\$146,115	\$124,430	\$59,101	\$70,954	\$64,161	\$33,781	\$—
OPERATING IMPACT											
PERSONNEL				\$—	\$—	\$—	\$—	\$—	\$—	\$—	
OPERATING				—	—	—	—	—	—	—	
DEBT				—	—	—	—	—	—	—	
OTHER				—	—	—	—	—	—	—	
TOTAL				\$—	\$—	\$—	\$—	\$—	\$—	\$—	

Project Listing

CIP ID#	Project Name	Address	Planning Area	Council District	Project Class	Total Project Cost (000)	Completion Date
5.54.0016	Bear Branch Sub-Watershed	Laurel Area, Laurel	South Laurel Montpelier	One	Rehabilitation	\$13,686	FY 2028
5.54.0012	COE County Restoration	Anacostia River Watershed, Various	Not Assigned	Various	Rehabilitation	34,070	Ongoing
5.54.0024	Calvert Hills	Various Locations	Not Assigned	Various	Rehabilitation	20,526	FY 2025
5.54.0018	Clean Water Partnership NPDES/MS4	Countywide	Not Assigned	Countywide	Rehabilitation	330,944	FY 2024
5.54.0015	Emergency Response Program	Countywide	Not Assigned	Countywide	Rehabilitation	4,739	Ongoing
5.54.0014	Endangered Structure Acquisition Program	Countywide	Not Assigned	Countywide	Land Acquisition	10,272	Ongoing
5.54.0005	Flood Protection and Drainage Improvement	Countywide	Not Assigned	Countywide	New Construction	131,642	Ongoing
5.54.0019	MS4/NPDES Compliance & Restoration	Countywide	Not Assigned	Countywide	Rehabilitation	207,102	Ongoing
5.66.0003	Major Reconstruction Program (DPW&T)	Countywide	Not Assigned	Countywide	Replacement	175,164	Ongoing
5.54.0006	Participation Program	Countywide	Not Assigned	Countywide	New Construction	9,381	Ongoing
5.54.0007	Stormwater Contingency Fund	Countywide	Not Assigned	Countywide	Non Construction	7,000	Ongoing
5.66.0002	Stormwater Management Restoration	Countywide	Not Assigned	Countywide	Rehabilitation	95,131	Ongoing
5.66.0004	Stormwater Structure Restoration and Construction	Countywide	Not Assigned	Countywide	New Construction	45,500	TBD
Program Total						\$1,085,157	
NUMBER OF PROJECTS = 13							



Description: This project provides funding for water quality measures including low impact development (LID), wetland creation, reforestation and stream channels and tributaries restoration in the Bear Branch sub-watershed and Patuxent River Watershed.

Justification: The project purpose is stream restoration for Hospital Branch and the main stem of the Bear Branch stream system in the Bear Branch sub-watershed and Patuxent River Watershed.

Highlights: Post construction monitoring of Phase II began in FY 2022 and will continue for the next five years to meet the Maryland Department of Environment (MDE) permit requirements. The FY 2023 budget is targeted for Phase III of stream restoration and water quality projects within the Bear Branch Watershed. Phase III design for the upstream channel will commence in FY 2023, and construction will be completed in FY 2027.

Enabling Legislation: Not Applicable

Location		Status	
Address	Laurel Area, Laurel	Project Status	Under Construction
Council District	One	Class	Rehabilitation
Planning Area	South Laurel Montpelier	Land Status	Publicly Owned Land

PROJECT MILESTONES

	Estimate	Actual
1 st Year in Capital Program		FY 2013
1 st Year in Capital Budget		FY 2013
Completed Design		FY 2020
Began Construction		FY 2020
Project Completion	FY 2028	

CUMULATIVE APPROPRIATION (000'S)

Life to Date	FY 2022 Estimate	FY 2023	Total
\$4,572	\$1,675	\$2,151	\$8,398

Project Summary

Category/Description	Total Project Cost	Life to Date Actual	FY 2022 Estimate	Total 6 Years	Budget Year FY 2023	FY 2024	FY 2025	FY 2026	FY 2027	FY 2028	Beyond 6 Years
EXPENDITURE											
PLANS	\$4,261	\$1,967	\$26	\$2,268	\$1,320	\$233	\$233	\$241	\$241	\$—	\$—
LAND	—	—	—	—	—	—	—	—	—	—	—
CONSTR	9,068	2,307	1,590	5,171	831	—	780	2,030	1,530	—	—
EQUIP	—	—	—	—	—	—	—	—	—	—	—
OTHER	357	298	59	—	—	—	—	—	—	—	—
TOTAL	\$13,686	\$4,572	\$1,675	\$7,439	\$2,151	\$233	\$1,013	\$2,271	\$1,771	\$—	\$—
FUNDING											
STATE	\$2,626	\$876	\$1,750	\$—	\$—	\$—	\$—	\$—	\$—	\$—	\$—
SW BONDS	10,733	3,870	—	6,863	1,575	233	1,013	2,271	1,771	—	—
OTHER	327	327	—	—	—	—	—	—	—	—	—
TOTAL	\$13,686	\$5,073	\$1,750	\$6,863	\$1,575	\$233	\$1,013	\$2,271	\$1,771	\$—	\$—
OPERATING IMPACT											
PERSONNEL				\$—	\$—	\$—	\$—	\$—	\$—	\$—	
OPERATING				—	—	—	—	—	—	—	
DEBT				—	—	—	—	—	—	—	
OTHER				—	—	—	—	—	—	—	
TOTAL				\$—	\$—	\$—	\$—	\$—	\$—	\$—	



Description: This program consists of flood protection and drainage relief projects for the College Park, Calvert Hills area and will address surface run-off causing home flooding, alleviate road flooding and correct residential yard drainage deficiencies. Also, this project includes municipal participation, storm drain acceptance projects and flood warning systems. Right of way from property owners directly benefiting from project improvements must be provided at no cost to the County. This project will fund the Calvert Hills Storm Drain Improvement Project and future strategies on adverse drainage and flood mitigation projects.

Justification: This program provides flood mitigation and drainage improvement to existing storm drain infrastructure and residential structures which cannot be corrected through the County's Department of Public Works and Transportation maintenance program.

Highlights: This project was originally a sub-project under the Flood Protection and Drainage CIP project. Construction continues in FY 2023.

Enabling Legislation: Not Applicable

Location		Status	
Address	Various Locations	Project Status	Under Construction
Council District	Various	Class	Rehabilitation
Planning Area	Not Assigned	Land Status	Publicly Owned Land

PROJECT MILESTONES

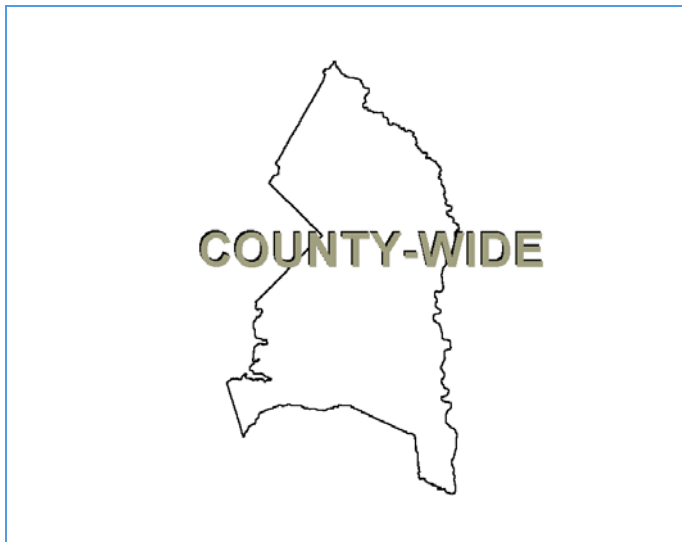
	Estimate	Actual
1 st Year in Capital Program		FY 2022
1 st Year in Capital Budget		FY 2022
Completed Design		FY 2022
Began Construction		FY 2022
Project Completion	FY 2025	

CUMULATIVE APPROPRIATION (000'S)

Life to Date	FY 2022 Estimate	FY 2023	Total
\$0	\$9,341	\$2,321	\$11,662

Project Summary

Category/Description	Total Project Cost	Life to Date Actual	FY 2022 Estimate	Total 6 Years	Budget Year FY 2023	FY 2024	FY 2025	FY 2026	FY 2027	FY 2028	Beyond 6 Years
EXPENDITURE											
PLANS	\$2,216	\$—	\$697	\$1,519	\$707	\$629	\$183	\$—	\$—	\$—	\$—
LAND	—	—	—	—	—	—	—	—	—	—	—
CONSTR	18,310	—	8,644	9,666	1,614	6,654	1,398	—	—	—	—
EQUIP	—	—	—	—	—	—	—	—	—	—	—
OTHER	—	—	—	—	—	—	—	—	—	—	—
TOTAL	\$20,526	\$—	\$9,341	\$11,185	\$2,321	\$7,283	\$1,581	\$—	\$—	\$—	\$—
FUNDING											
STATE	\$5,000	\$—	\$5,000	\$—	\$—	\$—	\$—	\$—	\$—	\$—	\$—
SW BONDS	15,526	—	4,341	11,185	2,321	7,283	1,581	—	—	—	—
TOTAL	\$20,526	\$—	\$9,341	\$11,185	\$2,321	\$7,283	\$1,581	\$—	\$—	\$—	\$—
OPERATING IMPACT											
PERSONNEL				\$—	\$—	\$—	\$—	\$—	\$—	\$—	
OPERATING				—	—	—	—	—	—	—	
DEBT				—	—	—	—	—	—	—	
OTHER				—	—	—	—	—	—	—	
TOTAL				\$—	\$—	\$—	\$—	\$—	\$—	\$—	



Description: The Clean Water Partnership (CWP) launched in 2015 to improve the health of the County's waterways, reduce the costs of retrofitting and maintaining the County's stormwater infrastructure and optimize economic benefits to County's residents by developing local businesses that will form the backbone of the County's green economy. The goal is to improve water quality by retrofitting approximately 5,475 acres through 2024. The expanded program area of the CWP was added in 2018, funded from low-interest rate loans from the Maryland Water Quality Revolving Loan Program.

Justification: The purpose of the CWP is to assist the County in achieving compliance with §402(p)(3)(B)(iii) of the U.S. Clean Water Act and corresponding stormwater National Pollutant Discharge Elimination System (NPDES)/Municipal Separate Storm Sewer System Discharge Permit (MS4 Permit), which requires the County to complete restoration efforts of 20% of the County's impervious surface area.

Location		Status	
Address	Countywide	Project Status	Under Construction
Council District	Countywide	Class	Rehabilitation
Planning Area	Not Assigned	Land Status	No Land Involved

PROJECT MILESTONES

	Estimate	Actual
1 st Year in Capital Program		FY 2016
1 st Year in Capital Budget		FY 2016
Completed Design		Ongoing
Began Construction		Ongoing
Project Completion	FY 2024	

Highlights: In FY 2023, construction will continue on the stormwater retrofit projects.

Enabling Legislation: Not Applicable

CUMULATIVE APPROPRIATION (000'S)

Life to Date	FY 2022 Estimate	FY 2023	Total
\$197,907	\$33,076	\$55,909	\$286,892

Project Summary

Category/Description	Total Project Cost	Life to Date Actual	FY 2022 Estimate	Total 6 Years	Budget Year FY 2023	FY 2024	FY 2025	FY 2026	FY 2027	FY 2028	Beyond 6 Years
EXPENDITURE											
PLANS	\$26,078	\$26,078	\$—	\$—	\$—	\$—	\$—	\$—	\$—	\$—	\$—
LAND	—	—	—	—	—	—	—	—	—	—	—
CONSTR	304,866	171,829	33,076	99,961	55,909	44,052	—	—	—	—	—
EQUIP	—	—	—	—	—	—	—	—	—	—	—
OTHER	—	—	—	—	—	—	—	—	—	—	—
TOTAL	\$330,944	\$197,907	\$33,076	\$99,961	\$55,909	\$44,052	\$—	\$—	\$—	\$—	\$—
FUNDING											
STATE	\$2,700	\$—	\$2,700	\$—	\$—	\$—	\$—	\$—	\$—	\$—	\$—
SW BONDS	55,143	55,143	—	—	—	—	—	—	—	—	—
OTHER	273,101	46,661	129,179	97,261	53,209	44,052	—	—	—	—	—
TOTAL	\$330,944	\$101,804	\$131,879	\$97,261	\$53,209	\$44,052	\$—	\$—	\$—	\$—	\$—
OPERATING IMPACT											
PERSONNEL				\$—	\$—	\$—	\$—	\$—	\$—	\$—	
OPERATING				—	—	—	—	—	—	—	
DEBT				—	—	—	—	—	—	—	
OTHER				—	—	—	—	—	—	—	
TOTAL				\$—	\$—	\$—	\$—	\$—	\$—	\$—	



Description: The Corp of Engineers (COE) County Restoration project involves the design and construction of environmental enhancement and flood control facilities within the County. Projects include ongoing planning and design for projects pertaining to quality measures implementation, wetland creation, stream channel restoration and fish blockage removal in the Anacostia River tributaries and from the Western Branch to the Patuxent River.

Justification: This project includes stream and water quality restoration efforts in which the County is participating with the US Army Corps of Engineers (ACOE). Funding represents the County's 'non-federal sponsor' share costs to be reimbursed to the COE. Projects other than those performed with the ACOE could receive funding through State and federal grants. 'Other' funds may also be secured from a transfer of stormwater management operating funds and fee-in-lieu payments.

Highlights: In FY 2023, construction and certification support continues on the Allison Street levee.

Enabling Legislation: Not Applicable

Location		Status	
Address	Anacostia River Watershed, Various	Project Status	Under Construction
Council District	Various	Class	Rehabilitation
Planning Area	Not Assigned	Land Status	Publicly Owned Land

PROJECT MILESTONES

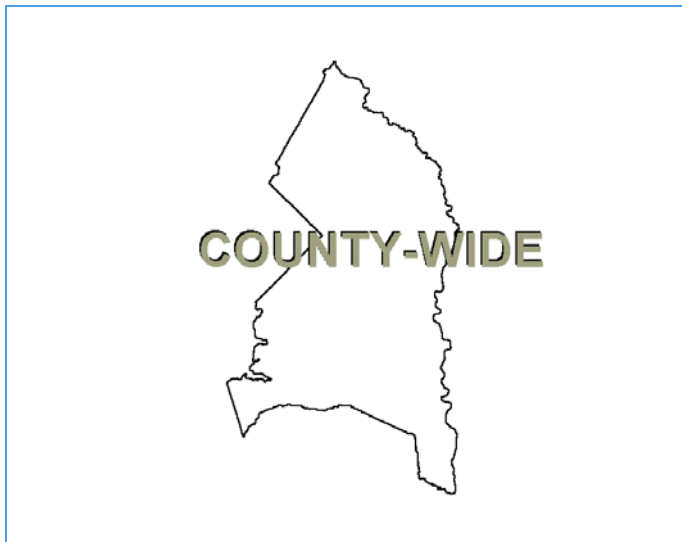
	Estimate	Actual
1 st Year in Capital Program		FY 1995
1 st Year in Capital Budget		FY 1995
Completed Design		Ongoing
Began Construction		Ongoing
Project Completion		Ongoing

CUMULATIVE APPROPRIATION (000'S)

Life to Date	FY 2022 Estimate	FY 2023	Total
\$19,472	\$3,552	\$6,944	\$29,968

Project Summary

Category/Description	Total Project Cost	Life to Date Actual	FY 2022 Estimate	Total 6 Years	Budget Year FY 2023	FY 2024	FY 2025	FY 2026	FY 2027	FY 2028	Beyond 6 Years
EXPENDITURE											
PLANS	\$4,180	\$1,643	\$772	\$1,765	\$1,300	\$325	\$35	\$35	\$35	\$35	\$—
LAND	54	4	—	50	50	—	—	—	—	—	—
CONSTR	13,760	1,824	2,705	9,231	5,594	3,637	—	—	—	—	—
EQUIP	—	—	—	—	—	—	—	—	—	—	—
OTHER	16,076	16,001	75	—	—	—	—	—	—	—	—
TOTAL	\$34,070	\$19,472	\$3,552	\$11,046	\$6,944	\$3,962	\$35	\$35	\$35	\$35	\$—
FUNDING											
FEDERAL	\$690	\$690	\$—	\$—	\$—	\$—	\$—	\$—	\$—	\$—	\$—
SW BONDS	32,630	19,955	1,629	11,046	6,944	3,962	35	35	35	35	—
OTHER	750	750	—	—	—	—	—	—	—	—	—
TOTAL	\$34,070	\$21,395	\$1,629	\$11,046	\$6,944	\$3,962	\$35	\$35	\$35	\$35	\$—
OPERATING IMPACT											
PERSONNEL				\$—	\$—	\$—	\$—	\$—	\$—	\$—	
OPERATING				—	—	—	—	—	—	—	
DEBT				—	—	—	—	—	—	—	
OTHER				—	—	—	—	—	—	—	
TOTAL				\$—	\$—	\$—	\$—	\$—	\$—	\$—	



Description: The project will facilitate the design and construction of unanticipated projects which require immediate implementation, due to emergency conditions affecting the public health, safety or welfare and for matching funds for unanticipated grants in which funding is required to secure an agency grant.

Justification: Immediate action is often required to address emergency conditions arising from natural disasters such as a flood, slope failures or severe weather storm events. In addition, a matching source of local funds is often required for grants.

Highlights: FY 2023 funding is to address any emergencies that may arise.

Enabling Legislation: Not Applicable

Location		Status	
Address	Countywide	Project Status	Under Construction
Council District	Countywide	Class	Rehabilitation
Planning Area	Not Assigned	Land Status	No Land Involved

PROJECT MILESTONES

	Estimate	Actual
1 st Year in Capital Program		FY 2003
1 st Year in Capital Budget		FY 2003
Completed Design		Ongoing
Began Construction		Ongoing
Project Completion		Ongoing

CUMULATIVE APPROPRIATION (000'S)

Life to Date	FY 2022 Estimate	FY 2023	Total
\$1,619	\$780	\$390	\$2,789

Project Summary

Category/Description	Total Project Cost	Life to Date Actual	FY 2022 Estimate	Total 6 Years	Budget Year FY 2023	FY 2024	FY 2025	FY 2026	FY 2027	FY 2028	Beyond 6 Years
EXPENDITURE											
PLANS	\$998	\$198	\$200	\$600	\$100	\$100	\$100	\$100	\$100	\$100	\$—
LAND	—	—	—	—	—	—	—	—	—	—	—
CONSTR	2,320	—	580	1,740	290	290	290	290	290	290	—
EQUIP	—	—	—	—	—	—	—	—	—	—	—
OTHER	1,421	1,421	—	—	—	—	—	—	—	—	—
TOTAL	\$4,739	\$1,619	\$780	\$2,340	\$390	\$390	\$390	\$390	\$390	\$390	\$—
FUNDING											
SW BONDS	\$4,739	\$1,651	\$748	\$2,340	\$390	\$390	\$390	\$390	\$390	\$390	\$—
TOTAL	\$4,739	\$1,651	\$748	\$2,340	\$390	\$390	\$390	\$390	\$390	\$390	\$—
OPERATING IMPACT											
PERSONNEL				\$—	\$—	\$—	\$—	\$—	\$—	\$—	
OPERATING				—	—	—	—	—	—	—	
DEBT				—	—	—	—	—	—	—	
OTHER				—	—	—	—	—	—	—	
TOTAL				\$—	\$—	\$—	\$—	\$—	\$—	\$—	



Description: This project provides for the acquisition of residential properties within the 100-year floodplain and properties vulnerable to unforeseen natural conditions such as a slope failure or stream erosion.

Justification: This project will mitigate severe economic impacts associated with flooding events to commercial, industrial and residential properties. Acquisition of the most severely flood-prone properties will have a positive impact. Properties which are acquired are then evaluated for opportunities to implement wetland banking, stream restoration, flood mitigation, reforestation and/or green space opportunities.

Highlights: The FY 2022 estimate 'Other' funding is a PAYGO transfer from the Stormwater Fund to address endangered structures in the southern part of the County. Additionally, the location of FY 2023 projects have not been determined at this time.

Enabling Legislation: Not Applicable

Location		Status	
Address	Countywide	Project Status	Under Construction
Council District	Countywide	Class	Land Acquisition
Planning Area	Not Assigned	Land Status	Site Selected Only

PROJECT MILESTONES

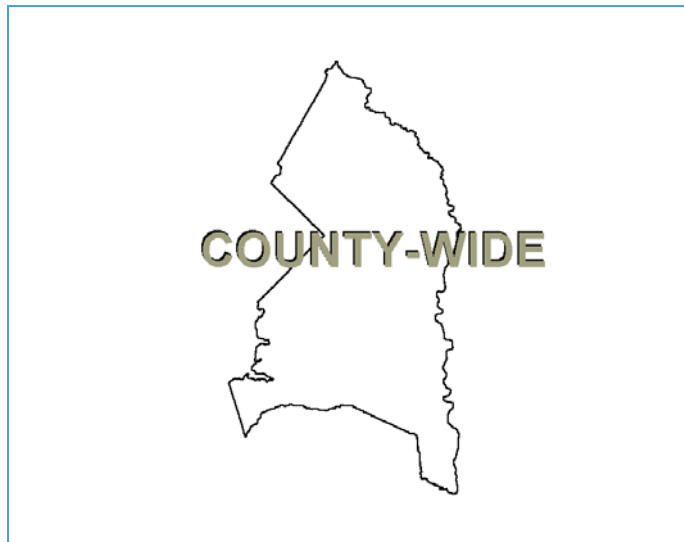
	Estimate	Actual
1 st Year in Capital Program		FY 2001
1 st Year in Capital Budget		FY 2001
Completed Design		Ongoing
Began Construction		Ongoing
Project Completion		Ongoing

CUMULATIVE APPROPRIATION (000'S)

Life to Date	FY 2022 Estimate	FY 2023	Total
\$6,162	\$1,968	\$362	\$8,492

Project Summary

Category/Description	Total Project Cost	Life to Date Actual	FY 2022 Estimate	Total 6 Years	Budget Year FY 2023	FY 2024	FY 2025	FY 2026	FY 2027	FY 2028	Beyond 6 Years
EXPENDITURE											
PLANS	\$700	\$—	\$100	\$600	\$100	\$100	\$100	\$100	\$100	\$100	\$—
LAND	—	—	—	—	—	—	—	—	—	—	—
CONSTR	3,425	29	1,854	1,542	262	260	260	260	250	250	—
EQUIP	—	—	—	—	—	—	—	—	—	—	—
OTHER	6,147	6,133	14	—	—	—	—	—	—	—	—
TOTAL	\$10,272	\$6,162	\$1,968	\$2,142	\$362	\$360	\$360	\$360	\$350	\$350	\$—
FUNDING											
SW BONDS	\$6,658	\$5,722	\$—	\$936	\$—	\$—	\$—	\$236	\$350	\$350	\$—
OTHER	3,614	2,414	1,200	—	—	—	—	—	—	—	—
TOTAL	\$10,272	\$8,136	\$1,200	\$936	\$—	\$—	\$—	\$236	\$350	\$350	\$—
OPERATING IMPACT											
PERSONNEL				\$—	\$—	\$—	\$—	\$—	\$—	\$—	
OPERATING				—	—	—	—	—	—	—	
DEBT				—	—	—	—	—	—	—	
OTHER				—	—	—	—	—	—	—	
TOTAL				\$—	\$—	\$—	\$—	\$—	\$—	\$—	



Description: This program consists of flood protection and drainage relief projects that will address surface run-off causing home flooding, alleviate road flooding and correct residential yard drainage deficiencies. Also included are municipal participation, storm drain acceptance projects and flood warning systems. Right of way from property owners directly benefiting from project improvements must be provided at no cost to the County.

Justification: This program provides flood mitigation and drainage improvement to residential structures which cannot be corrected through the County's Department of Public Works and Transportation maintenance program.

Highlights: FY 2022 estimate 'Other' funding is a PAYGO transfer from the Stormwater Fund to address flooding concerns in southern parts of the County. In FY 2023, the construction budget includes funding for residential drainage improvements in various locations throughout the County. The source of 'Federal' funding is the American Recovery Plan Act.

Location		Status	
Address	Countywide	Project Status	Under Construction
Council District	Countywide	Class	New Construction
Planning Area	Not Assigned	Land Status	No Land Involved

PROJECT MILESTONES

	Estimate	Actual
1 st Year in Capital Program		FY 1986
1 st Year in Capital Budget		FY 1986
Completed Design		Ongoing
Began Construction		Ongoing
Project Completion		Ongoing

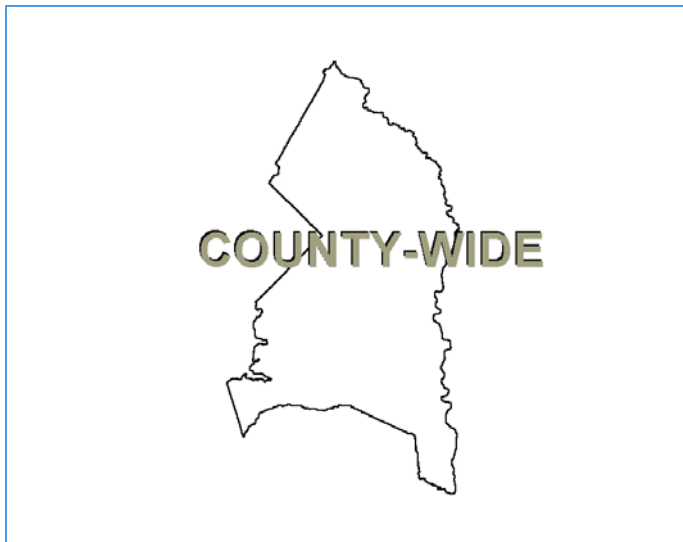
Enabling Legislation: Not Applicable

CUMULATIVE APPROPRIATION (000'S)

Life to Date	FY 2022 Estimate	FY 2023	Total
\$66,833	\$22,557	\$16,101	\$105,491

Project Summary

Category/Description	Total Project Cost	Life to Date Actual	FY 2022 Estimate	Total 6 Years	Budget Year FY 2023	FY 2024	FY 2025	FY 2026	FY 2027	FY 2028	Beyond 6 Years
EXPENDITURE											
PLANS	\$20,128	\$6,330	\$3,063	\$10,735	\$2,635	\$2,135	\$1,605	\$907	\$1,837	\$1,616	\$—
LAND	1,757	177	130	1,450	275	225	275	225	225	225	—
CONSTR	71,171	22,810	18,294	30,067	13,191	8,396	3,815	2,420	1,170	1,075	—
EQUIP	—	—	—	—	—	—	—	—	—	—	—
OTHER	38,586	37,516	1,070	—	—	—	—	—	—	—	—
TOTAL	\$131,642	\$66,833	\$22,557	\$42,252	\$16,101	\$10,756	\$5,695	\$3,552	\$3,232	\$2,916	\$—
FUNDING											
FEDERAL	\$6,065	\$—	\$2,205	\$3,860	\$2,005	\$1,500	\$355	\$—	\$—	\$—	\$—
STATE	838	211	—	627	627	—	—	—	—	—	—
SW BONDS	118,718	72,984	7,969	37,765	13,469	9,256	5,340	3,552	3,232	2,916	—
OTHER	6,021	3,221	2,800	—	—	—	—	—	—	—	—
TOTAL	\$131,642	\$76,416	\$12,974	\$42,252	\$16,101	\$10,756	\$5,695	\$3,552	\$3,232	\$2,916	\$—
OPERATING IMPACT											
PERSONNEL				\$—	\$—	\$—	\$—	\$—	\$—	\$—	
OPERATING				—	—	—	—	—	—	—	
DEBT				—	—	—	—	—	—	—	
OTHER				—	—	—	—	—	—	—	
TOTAL				\$—	\$—	\$—	\$—	\$—	\$—	\$—	



Description: This ongoing program by the Department of Public Works and Transportation will redesign, reconstruct and rehabilitate major drainage and flood control projects throughout the County.

Justification: A number of flood control projects constructed prior to 1975 require modifications to correct structural deficiencies, improve flow capacity, alleviate environmental impacts and improve overall safety.

Highlights: In FY 2023, construction continues for various flood control projects. FY 2024 federal funding reflects \$1.85 million in funding from the American Recovery Plan Act.

Enabling Legislation: Not Applicable

Location		Status	
Address	Countywide	Project Status	Under Construction
Council District	Countywide	Class	Replacement
Planning Area	Not Assigned	Land Status	Publicly Owned Land

PROJECT MILESTONES

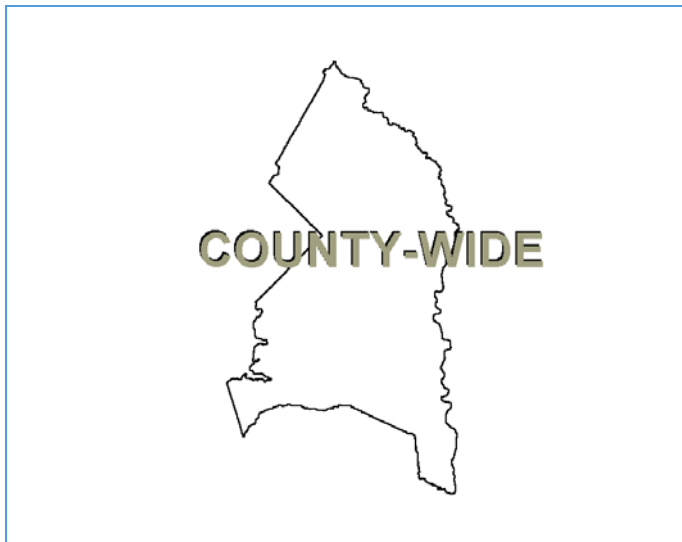
	Estimate	Actual
1 st Year in Capital Program		FY 1993
1 st Year in Capital Budget		FY 1993
Completed Design		Ongoing
Began Construction		Ongoing
Project Completion		Ongoing

CUMULATIVE APPROPRIATION (000'S)

Life to Date	FY 2022 Estimate	FY 2023	Total
\$28,748	\$36,746	\$14,170	\$79,664

Project Summary

Category/Description	Total Project Cost	Life to Date Actual	FY 2022 Estimate	Total 6 Years	Budget Year FY 2023	FY 2024	FY 2025	FY 2026	FY 2027	FY 2028	Beyond 6 Years
EXPENDITURE											
PLANS	\$27,748	\$4,658	\$3,380	\$19,710	\$1,610	\$5,000	\$4,700	\$3,200	\$2,600	\$2,600	\$—
LAND	3,125	—	275	2,850	—	1,200	400	550	400	300	—
CONSTR	144,291	24,090	33,091	87,110	12,560	17,050	15,000	25,500	9,000	8,000	—
EQUIP	—	—	—	—	—	—	—	—	—	—	—
OTHER	—	—	—	—	—	—	—	—	—	—	—
TOTAL	\$175,164	\$28,748	\$36,746	\$109,670	\$14,170	\$23,250	\$20,100	\$29,250	\$12,000	\$10,900	\$—
FUNDING											
FEDERAL	\$18,619	\$119	\$980	\$17,520	\$9,670	\$7,850	\$—	\$—	\$—	\$—	\$—
STATE	600	—	600	—	—	—	—	—	—	—	—
SW BONDS	140,745	41,767	21,828	77,150	4,500	15,400	20,100	14,250	12,000	10,900	—
OTHER	15,200	200	—	15,000	—	—	—	15,000	—	—	—
TOTAL	\$175,164	\$42,086	\$23,408	\$109,670	\$14,170	\$23,250	\$20,100	\$29,250	\$12,000	\$10,900	\$—
OPERATING IMPACT											
PERSONNEL				\$—	\$—	\$—	\$—	\$—	\$—	\$—	
OPERATING				—	—	—	—	—	—	—	
DEBT				—	—	—	—	—	—	—	
OTHER				—	—	—	—	—	—	—	
TOTAL				\$—	\$—	\$—	\$—	\$—	\$—	\$—	



Description: This project provides funding for countywide restoration of untreated impervious areas to meet the MS4/NPDES permit, Chesapeake Bay Total Maximum Daily Load (TMDL) and Local TMDL with water quality/urban retrofit BMPs, stream restoration techniques, and other multiple stormwater management retrofit approaches, within all watersheds of the County. Expected impacts from upcoming regulatory changes will require targeting restoration projects to specific water quality impairments, adding time and cost to the NPDES restoration timeline.

Justification: The Maryland Department of the Environment issued a MS4 permit to the County that mandates the requirements for impervious area restoration.

Highlights: Various projects will be constructed during FY 2023. The source of 'Federal' funding is from the American Recovery Plan Act.

Enabling Legislation: Not Applicable

Location		Status	
Address	Countywide	Project Status	Under Construction
Council District	Countywide	Class	Rehabilitation
Planning Area	Not Assigned	Land Status	Publicly Owned Land

PROJECT MILESTONES

	Estimate	Actual
1 st Year in Capital Program		FY 2013
1 st Year in Capital Budget		FY 2013
Completed Design		Ongoing
Began Construction		Ongoing
Project Completion		Ongoing

CUMULATIVE APPROPRIATION (000'S)

Life to Date	FY 2022 Estimate	FY 2023	Total
\$61,384	\$30,367	\$27,642	\$119,393

Project Summary

Category/Description	Total Project Cost	Life to Date Actual	FY 2022 Estimate	Total 6 Years	Budget Year FY 2023	FY 2024	FY 2025	FY 2026	FY 2027	FY 2028	Beyond 6 Years
EXPENDITURE											
PLANS	\$40,595	\$22,551	\$9,622	\$8,422	\$4,864	\$1,750	\$833	\$325	\$325	\$325	\$—
LAND	—	—	—	—	—	—	—	—	—	—	—
CONSTR	147,544	38,833	18,745	89,966	20,578	11,059	12,269	17,445	28,315	300	—
EQUIP	—	—	—	—	—	—	—	—	—	—	—
OTHER	18,963	—	2,000	16,963	2,200	2,420	2,660	2,925	3,218	3,540	—
TOTAL	\$207,102	\$61,384	\$30,367	\$115,351	\$27,642	\$15,229	\$15,762	\$20,695	\$31,858	\$4,165	\$—
FUNDING											
FEDERAL	\$20,297	\$2,612	\$4,561	\$13,124	\$9,576	\$3,340	\$208	\$—	\$—	\$—	\$—
STATE	7,710	3,276	1,850	2,584	2,584	—	—	—	—	—	—
SW BONDS	178,795	67,392	11,760	99,643	15,482	11,889	15,554	20,695	31,858	4,165	—
OTHER	300	300	—	—	—	—	—	—	—	—	—
TOTAL	\$207,102	\$73,580	\$18,171	\$115,351	\$27,642	\$15,229	\$15,762	\$20,695	\$31,858	\$4,165	\$—
OPERATING IMPACT											
PERSONNEL				\$—	\$—	\$—	\$—	\$—	\$—	\$—	
OPERATING				—	—	—	—	—	—	—	
DEBT				—	—	—	—	—	—	—	
OTHER				—	—	—	—	—	—	—	
TOTAL				\$—	\$—	\$—	\$—	\$—	\$—	\$—	



Description: This project will provide the County's contribution for water quality best management practice costs for projects with M-NCPPC, Metropolitan Washington Council of Governments (MWCOC), State Highway Administration (SHA) and municipalities. Additionally, this project enables the County's participation through agreements, which the County may enter with developers, to complete needed work in existing communities. These project opportunities may also be identified under the County's stormwater permit review process.

Justification: Opportunities to meet the requirements of NPDES/MS4 compliance and impervious restoration may take place, which would otherwise not result in the County receiving restoration credit if participation did not occur. This project also includes locations where County CIP projects are planned and may be implemented by developers on an accelerated schedule and lowered cost.

Highlights: FY 2023 funding continues to support various participation projects throughout the County.

Enabling Legislation: Not Applicable

Location		Status	
Address	Countywide	Project Status	Under Construction
Council District	Countywide	Class	New Construction
Planning Area	Not Assigned	Land Status	No Land Involved

PROJECT MILESTONES

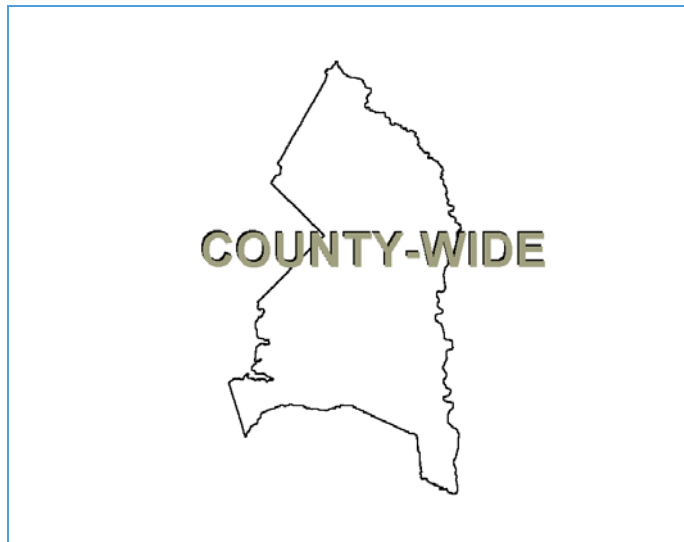
	Estimate	Actual
1 st Year in Capital Program		FY 1986
1 st Year in Capital Budget		FY 1986
Completed Design		Ongoing
Began Construction		Ongoing
Project Completion		Ongoing

CUMULATIVE APPROPRIATION (000'S)

Life to Date	FY 2022 Estimate	FY 2023	Total
\$5,382	\$999	\$500	\$6,881

Project Summary

Category/Description	Total Project Cost	Life to Date Actual	FY 2022 Estimate	Total 6 Years	Budget Year FY 2023	FY 2024	FY 2025	FY 2026	FY 2027	FY 2028	Beyond 6 Years
EXPENDITURE											
PLANS	\$700	\$—	\$100	\$600	\$100	\$100	\$100	\$100	\$100	\$100	\$—
LAND	—	—	—	—	—	—	—	—	—	—	—
CONSTR	3,737	438	899	2,400	400	400	400	400	400	400	—
EQUIP	—	—	—	—	—	—	—	—	—	—	—
OTHER	4,944	4,944	—	—	—	—	—	—	—	—	—
TOTAL	\$9,381	\$5,382	\$999	\$3,000	\$500	\$500	\$500	\$500	\$500	\$500	\$—
FUNDING											
SW BONDS	\$6,028	\$2,682	\$346	\$3,000	\$500	\$500	\$500	\$500	\$500	\$500	\$—
OTHER	3,353	3,353	—	—	—	—	—	—	—	—	—
TOTAL	\$9,381	\$6,035	\$346	\$3,000	\$500	\$500	\$500	\$500	\$500	\$500	\$—
OPERATING IMPACT											
PERSONNEL				\$—	\$—	\$—	\$—	\$—	\$—	\$—	
OPERATING				—	—	—	—	—	—	—	
DEBT				—	—	—	—	—	—	—	
OTHER				—	—	—	—	—	—	—	
TOTAL				\$—	\$—	\$—	\$—	\$—	\$—	\$—	



Description: This fund will provide a source of additional appropriation for possible cost overruns of funded projects in the capital program and for new projects unforeseen at the time the CIP is approved. This project will authorize the County Executive to approve appropriation transfers up to \$250,000 to previously authorized projects. New project authorizations will require the approval of a majority of the Council.

Justification: Estimates used for programming could be lower than the final engineering design costs, land acquisition and construction costs due to unforeseen inflation and other issues which are difficult to forecast.

Highlights: 'Other' funds may come from transfers from projects having a balance subsequent to their completion or from stormwater operating funds.

Enabling Legislation: Not Applicable

Location		Status	
Address	Countywide	Project Status	Continued
Council District	Countywide	Class	Non Construction
Planning Area	Not Assigned	Land Status	No Land Involved

PROJECT MILESTONES

	Estimate	Actual
1 st Year in Capital Program		FY 1989
1 st Year in Capital Budget		FY 1989
Completed Design		Ongoing
Began Construction		Ongoing
Project Completion		Ongoing

CUMULATIVE APPROPRIATION (000'S)

Life to Date	FY 2022 Estimate	FY 2023	Total
\$1	\$999	\$1,000	\$2,000

Project Summary

Category/Description	Total Project Cost	Life to Date Actual	FY 2022 Estimate	Total 6 Years	Budget Year FY 2023	FY 2024	FY 2025	FY 2026	FY 2027	FY 2028	Beyond 6 Years
EXPENDITURE											
PLANS	\$—	\$—	\$—	\$—	\$—	\$—	\$—	\$—	\$—	\$—	\$—
LAND	—	—	—	—	—	—	—	—	—	—	—
CONSTR	6,999	—	999	6,000	1,000	1,000	1,000	1,000	1,000	1,000	—
EQUIP	—	—	—	—	—	—	—	—	—	—	—
OTHER	1	1	—	—	—	—	—	—	—	—	—
TOTAL	\$7,000	\$1	\$999	\$6,000	\$1,000	\$1,000	\$1,000	\$1,000	\$1,000	\$1,000	\$—
FUNDING											
SW BONDS	\$6,711	\$—	\$711	\$6,000	\$1,000	\$1,000	\$1,000	\$1,000	\$1,000	\$1,000	\$—
OTHER	289	289	—	—	—	—	—	—	—	—	—
TOTAL	\$7,000	\$289	\$711	\$6,000	\$1,000	\$1,000	\$1,000	\$1,000	\$1,000	\$1,000	\$—
OPERATING IMPACT											
PERSONNEL				\$—	\$—	\$—	\$—	\$—	\$—	\$—	
OPERATING				—	—	—	—	—	—	—	
DEBT				—	—	—	—	—	—	—	
OTHER				—	—	—	—	—	—	—	
TOTAL				\$—	\$—	\$—	\$—	\$—	\$—	\$—	



Description: The project determines the condition of the storm drain system, which will provide a basis for a large scale repair of storm drain infrastructure throughout the County. Ponds identified as deficient will be corrected, constructed and landscaped. Several countywide initiatives are also funded here - Right Tree Right Place, Growing Green with Pride, tree plantings for water quality and a comprehensive street tree inventory.

Justification: The County's stormwater management infrastructure is aging and in need of extensive and expensive repairs. These initiatives will assess the condition of the existing infrastructure, improve and restore functional operation and design intent and enhance community participation with stormwater management (SWM) facilities.

Highlights: FY 2023 funding supports the reconstruction of drainage channels, culvert replacements and the Office of Storm Drain Maintenance pipe replacement and removal program.

Enabling Legislation: Not Applicable

Location		Status	
Address	Countywide	Project Status	Under Construction
Council District	Countywide	Class	Rehabilitation
Planning Area	Not Assigned	Land Status	Publicly Owned Land

PROJECT MILESTONES

	Estimate	Actual
1 st Year in Capital Program		FY 2010
1 st Year in Capital Budget		FY 2010
Completed Design		Ongoing
Began Construction		Ongoing
Project Completion		Ongoing

CUMULATIVE APPROPRIATION (000'S)

Life to Date	FY 2022 Estimate	FY 2023	Total
\$41,943	\$6,050	\$16,263	\$64,256

Project Summary

Category/Description	Total Project Cost	Life to Date Actual	FY 2022 Estimate	Total 6 Years	Budget Year FY 2023	FY 2024	FY 2025	FY 2026	FY 2027	FY 2028	Beyond 6 Years
EXPENDITURE											
PLANS	\$14,560	\$12,300	\$360	\$1,900	\$525	\$275	\$275	\$275	\$275	\$275	\$—
LAND	—	—	—	—	—	—	—	—	—	—	—
CONSTR	69,982	19,054	5,690	45,238	15,738	10,500	4,750	4,750	4,750	4,750	—
EQUIP	—	—	—	—	—	—	—	—	—	—	—
OTHER	10,589	10,589	—	—	—	—	—	—	—	—	—
TOTAL	\$95,131	\$41,943	\$6,050	\$47,138	\$16,263	\$10,775	\$5,025	\$5,025	\$5,025	\$5,025	\$—
FUNDING											
FEDERAL	\$12,000	\$—	\$—	\$12,000	\$6,000	\$6,000	\$—	\$—	\$—	\$—	\$—
SW BONDS	82,108	42,468	5,502	34,138	9,263	4,775	5,025	5,025	5,025	5,025	—
OTHER	1,023	23	—	1,000	1,000	—	—	—	—	—	—
TOTAL	\$95,131	\$42,491	\$5,502	\$47,138	\$16,263	\$10,775	\$5,025	\$5,025	\$5,025	\$5,025	\$—
OPERATING IMPACT											
PERSONNEL				\$—	\$—	\$—	\$—	\$—	\$—	\$—	
OPERATING				—	—	—	—	—	—	—	
DEBT				—	—	—	—	—	—	—	
OTHER				—	—	—	—	—	—	—	
TOTAL				\$—	\$—	\$—	\$—	\$—	\$—	\$—	



Description: There are stormwater best management practice structures that have been identified throughout the County that are beyond a maintenance effort. These structures were permitted as publicly maintained but were not accepted into the public inventory. The structures will be removed and replaced or reconstructed to provide water quality and water quantity benefits to the County's NPDES/MS4 discharge Permit.

Justification: This project is required to meet the requirements of the County's NPDES/MS4 permit for the maintenance of stormwater best management practice facilities.

Highlights: FY 2023 funding supports the removal, replacement and/or reconstruction of the stormwater BMP structures.

Enabling Legislation: Not Applicable

Location		Status	
Address	Countywide	Project Status	Under Construction
Council District	Countywide	Class	New Construction
Planning Area	Not Assigned	Land Status	Publicly Owned Land

PROJECT MILESTONES

	Estimate	Actual
1 st Year in Capital Program		FY 2022
1 st Year in Capital Budget		FY 2023
Completed Design		N/A
Began Construction	FY 2023	
Project Completion	TBD	

CUMULATIVE APPROPRIATION (000'S)

Life to Date	FY 2022 Estimate	FY 2023	Total
\$0	\$0	\$6,000	\$6,000

Project Summary

Category/Description	Total Project Cost	Life to Date Actual	FY 2022 Estimate	Total 6 Years	Budget Year FY 2023	FY 2024	FY 2025	FY 2026	FY 2027	FY 2028	Beyond 6 Years
EXPENDITURE											
PLANS	\$—	\$—	\$—	\$—	\$—	\$—	\$—	\$—	\$—	\$—	\$—
LAND	—	—	—	—	—	—	—	—	—	—	—
CONSTR	45,500	—	—	45,500	6,000	7,000	8,000	8,000	8,000	8,500	—
EQUIP	—	—	—	—	—	—	—	—	—	—	—
OTHER	—	—	—	—	—	—	—	—	—	—	—
TOTAL	\$45,500	\$—	\$—	\$45,500	\$6,000	\$7,000	\$8,000	\$8,000	\$8,000	\$8,500	\$—
FUNDING											
SW BONDS	\$45,500	\$—	\$—	\$45,500	\$6,000	\$7,000	\$8,000	\$8,000	\$8,000	\$8,500	\$—
TOTAL	\$45,500	\$—	\$—	\$45,500	\$6,000	\$7,000	\$8,000	\$8,000	\$8,000	\$8,500	\$—
OPERATING IMPACT											
PERSONNEL				\$—	\$—	\$—	\$—	\$—	\$—	\$—	
OPERATING				—	—	—	—	—	—	—	
DEBT				—	—	—	—	—	—	—	
OTHER				—	—	—	—	—	—	—	
TOTAL				\$—	\$—	\$—	\$—	\$—	\$—	\$—	

