

Department of Corrections

AGENCY OVERVIEW

Agency Description

The Department of Corrections was created under the provisions of Article 25A, Section 5(c) of the State Code, which grants chartered counties the authority to establish, maintain, regulate and control houses of correction or detention, and to regulate all persons confined therein. The Director of Corrections, who is appointed by the County Executive, is responsible for the safekeeping, care and feeding of all inmates in their custody, as well as maintaining a continuous liaison with County and State criminal justice agencies.

Facilities

The Prince George's County Detention Center is located in Upper Marlboro. It reflects state-of-the-art architectural design and space utilization. The physical plant allows the correctional officer to remain inside the housing area, which gives the officers greater interaction and control over the inmates they supervise.

Needs Assessment

The Prince George's County Detention Center is operating at capacity, and an expansion of the facility is required.

FY 2023 Funding Sources

- General Obligation Bonds – 78.1%
- Other – 19.5%
- State – 2.4%

FY 2023-2028 Program Highlights

- In FY 2023, the Detention Center Housing Renovations project will continue the renovations on Housing Units 5 and 6.
- Phase III of the Detention Center Improvements 2 project will continue in FY 2023. The renovation projects will include repairs and upgrades for roofing, mechanical, electrical, and plumbing systems as well as inoperable and obsolete major equipment.
- Construction for the Medical Unit Renovation and Expansion project is scheduled to be completed in FY 2022. FY 2023 funding will support the installation of medical equipment and project closeout.
- Construction for the Central Control/Administrative Wing Expansion project is scheduled to begin in FY 2023.
- Design and permitting for the Community Corrections Complex project is scheduled to be completed in FY 2023.

New Projects

None

Deleted Projects

None

Revised Projects

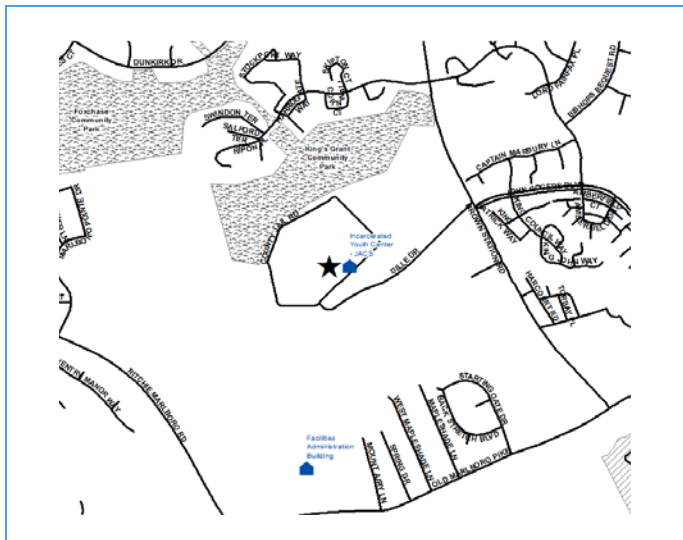
Project Name	Alternate Funding Source Required	Revisions			
		Total Project Cost Increase	Total Project Cost Decrease	Project Schedule Delayed	Project Schedule Accelerated
Community Corrections Complex		X		X	
Detention Center Housing Improvements 2		X			
Detention Center Housing Renovation		X			
Medical Unit Renovation and Expansion		X		X	

Program Summary

Category/Description	Total Project Cost	Life to Date Actual	FY 2022 Estimate	Total 6 Years	Budget Year FY 2023	FY 2024	FY 2025	FY 2026	FY 2027	FY 2028	Beyond 6 Years
EXPENDITURE											
PLANS	\$7,247	\$1,499	\$2,723	\$2,683	\$953	\$362	\$342	\$342	\$342	\$342	\$342
LAND	—	—	—	—	—	—	—	—	—	—	—
CONSTR	90,478	20,265	16,859	38,501	9,191	8,325	11,525	3,945	2,195	3,320	14,853
EQUIP	4,856	1,501	627	2,182	452	350	580	300	250	250	546
OTHER	14,251	3,067	2,382	8,498	2,692	5,202	152	152	200	100	304
TOTAL	\$116,832	\$26,332	\$22,591	\$51,864	\$13,288	\$14,239	\$12,599	\$4,739	\$2,987	\$4,012	\$16,045
FUNDING											
GO BONDS	\$87,723	\$27,930	\$4,651	\$39,097	\$10,016	\$6,974	\$10,369	\$4,739	\$2,987	\$4,012	\$16,045
STATE	14,549	9,254	491	4,804	309	2,265	2,230	—	—	—	—
OTHER	14,560	7,060	—	7,500	2,500	5,000	—	—	—	—	—
TOTAL	\$116,832	\$44,244	\$5,142	\$51,401	\$12,825	\$14,239	\$12,599	\$4,739	\$2,987	\$4,012	\$16,045
OPERATING IMPACT											
PERSONNEL				\$—	\$—	\$—	\$—	\$—	\$—	\$—	
OPERATING				—	—	—	—	—	—	—	
DEBT				—	—	—	—	—	—	—	
OTHER				—	—	—	—	—	—	—	
TOTAL				\$—	\$—	\$—	\$—	\$—	\$—	\$—	

Project Listing

CIP ID#	Project Name	Address	Planning Area	Council District	Project Class	Total Project Cost (000)	Completion Date
4.56.0006	Central Control/ Administrative Wing Expansion	13400 Dille Drive, Upper Marlboro	Upper Marlboro & Vicinity	Six	Addition	\$2,762	FY 2024
4.56.0007	Community Corrections Complex	4605 Brown Station Road, Upper Malboro	Upper Marlboro & Vicinity	Six	New Construction	9,556	FY 2025
4.56.0001	Detention Center Housing Renovations	13400 Dille Drive, Upper Marlboro	Upper Marlboro & Vicinity	Six	Rehabilitation	63,463	Ongoing
4.56.0002	Detention Center Improvements 2	13400 Dille Drive, Upper Marlboro	Upper Marlboro & Vicinity	Six	Rehabilitation	21,509	Ongoing
4.56.0005	Medical Unit Renovation and Expansion	13400 Dille Drive, Upper Marlboro	Upper Marlboro & Vicinity	Six	Addition	19,542	FY 2023
Program Total						\$116,832	
NUMBER OF PROJECTS = 5							



Description: This project will expand the Administrative Building by 8,000 square feet to allow more space for central control operations, storage and office space.

Justification: Central control operations have become hazardous with wiring and outlets needed for computer monitors and software systems. The doors of the current location serve as both an entrance and exit, which creates a potentially dangerous situation in the event of an emergency or natural disaster event. Several sections have insufficient office space. Additional space is needed to store inmate financials, contracts, grants and volunteer personnel services.

Highlights: FY 2023 funding will support the completion of design and permitting. Construction is scheduled to be begin in FY 2023.

Enabling Legislation: CB-32-2018

Location		Status	
Address	13400 Dille Drive, Upper Marlboro	Project Status	Design Not Begun
Council District	Six	Class	Addition
Planning Area	Upper Marlboro & Vicinity	Land Status	Publicly Owned Land

PROJECT MILESTONES

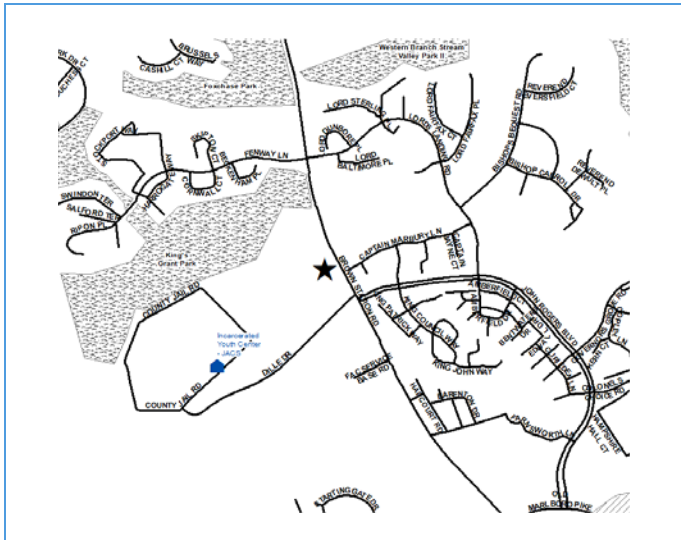
	Estimate	Actual
1 st Year in Capital Program		FY 2015
1 st Year in Capital Budget		FY 2018
Completed Design	FY 2024	
Began Construction	FY 2023	
Project Completion	FY 2024	

CUMULATIVE APPROPRIATION (000'S)

Life to Date	FY 2022 Estimate	FY 2023	Total
\$0	\$252	\$2,038	\$2,290

Project Summary

Category/Description	Total Project Cost	Life to Date Actual	FY 2022 Estimate	Total 6 Years	Budget Year FY 2023	FY 2024	FY 2025	FY 2026	FY 2027	FY 2028	Beyond 6 Years
EXPENDITURE											
PLANS	\$266	\$—	\$222	\$44	\$22	\$22	\$—	\$—	\$—	\$—	\$—
LAND	—	—	—	—	—	—	—	—	—	—	—
CONSTR	2,286	—	—	2,286	1,936	350	—	—	—	—	—
EQUIP	100	—	—	100	50	50	—	—	—	—	—
OTHER	110	—	30	80	30	50	—	—	—	—	—
TOTAL	\$2,762	\$—	\$252	\$2,510	\$2,038	\$472	\$—	\$—	\$—	\$—	\$—
FUNDING											
GO BONDS	\$2,762	\$—	\$252	\$2,510	\$2,038	\$472	\$—	\$—	\$—	\$—	\$—
TOTAL	\$2,762	\$—	\$252	\$2,510	\$2,038	\$472	\$—	\$—	\$—	\$—	\$—
OPERATING IMPACT											
PERSONNEL				\$—	\$—	\$—	\$—	\$—	\$—	\$—	
OPERATING				—	—	—	—	—	—	—	
DEBT				—	—	—	—	—	—	—	
OTHER				—	—	—	—	—	—	—	
TOTAL				\$—	\$—	\$—	\$—	\$—	\$—	\$—	



Description: The Community Corrections Complex is an expansion to house all the alternative to incarceration programs. The alternative-to-incarceration programs consist of Home Detention, Pretrial Release Case Management, Drug Laboratory and Community Service programs.

Justification: The Department's training facility that houses the alternative-to-incarceration programs will be replaced by the Public Safety Complex. The Department will implode the 40-year-old residential home known as the Butler Building and construct the expansion of the Community Release Center (formally known as the Work Release Facility) with the Community Corrections Complex. The Community Release Center provides housing for adult male and female offenders as an alternative to incarceration.

Highlights: FY 2023 funding will support the completion of design and permitting. Construction is scheduled to begin in FY 2024. The total project cost increased to reflect State funding.

Enabling Legislation: CB-45-2020

Location		Status	
Address	4605 Brown Station Road, Upper Marlboro	Project Status	Design Has Begun
Council District	Six	Class	New Construction
Planning Area	Upper Marlboro & Vicinity	Land Status	Publicly Owned Land

PROJECT MILESTONES

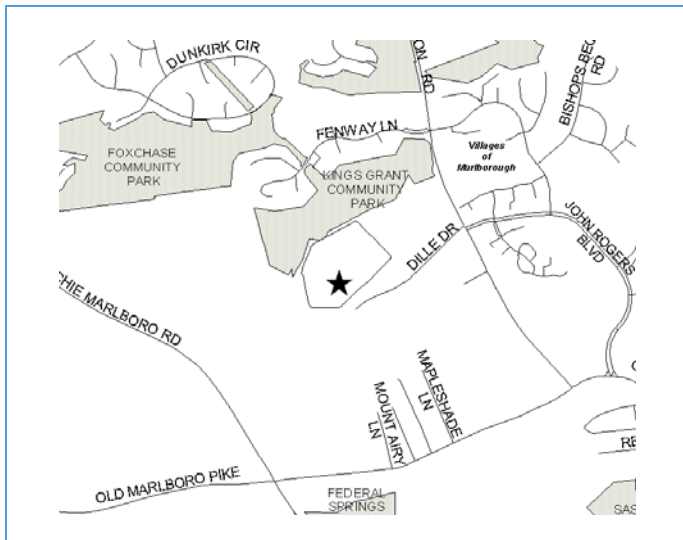
	Estimate	Actual
1 st Year in Capital Program		FY 2021
1 st Year in Capital Budget		FY XXXX
Completed Design	FY 2023	
Began Construction	FY 2024	
Project Completion	FY 2025	

CUMULATIVE APPROPRIATION (000'S)

Life to Date	FY 2022 Estimate	FY 2023	Total
\$0	\$0	\$566	\$566

Project Summary

Category/Description	Total Project Cost	Life to Date Actual	FY 2022 Estimate	Total 6 Years	Budget Year FY 2023	FY 2024	FY 2025	FY 2026	FY 2027	FY 2028	Beyond 6 Years
EXPENDITURE											
PLANS	\$566	\$—	\$—	\$566	\$566	\$—	\$—	\$—	\$—	\$—	\$—
LAND	—	—	—	—	—	—	—	—	—	—	—
CONSTR	8,710	—	—	8,710	—	4,530	4,180	—	—	—	—
EQUIP	280	—	—	280	—	—	280	—	—	—	—
OTHER	—	—	—	—	—	—	—	—	—	—	—
TOTAL	\$9,556	\$—	\$—	\$9,556	\$566	\$4,530	\$4,460	\$—	\$—	\$—	\$—
FUNDING											
GO BONDS	\$4,778	\$—	\$—	\$4,778	\$283	\$2,265	\$2,230	\$—	\$—	\$—	\$—
STATE	4,778	—	—	4,778	283	2,265	2,230	—	—	—	—
TOTAL	\$9,556	\$—	\$—	\$9,556	\$566	\$4,530	\$4,460	\$—	\$—	\$—	\$—
OPERATING IMPACT											
PERSONNEL				\$—	\$—	\$—	\$—	\$—	\$—	\$—	\$—
OPERATING				—	—	—	—	—	—	—	—
DEBT				—	—	—	—	—	—	—	—
OTHER				—	—	—	—	—	—	—	—
TOTAL				\$—	\$—	\$—	\$—	\$—	\$—	\$—	\$—



Description: The Detention Center Housing Renovations project will upgrade the original 14 housing units in the County Detention Center.

Justification: The Detention Center opened in 1987, and the cells of the housing units were designed for single occupancy. A surge in the inmate population required a conversion to double cells. The extra wear and tear on the facility created partly by the increased inmate population and the absence of any significant improvements establish the need for this project.

Highlights: FY 2023 funding supports the continuation of phase II renovations to Housing Units 5 and 6. Each unit will be gutted and upgraded. Repairs will continue for the sprinkler system, flooring, light fixtures and plumbing. Cost of repairs are based on current industry standards and yearly inflation in the construction business.

Enabling Legislation: CB-45-2020

Location		Status	
Address	13400 Dille Drive, Upper Marlboro	Project Status	Under Construction
Council District	Six	Class	Rehabilitation
Planning Area	Upper Marlboro & Vicinity	Land Status	Publicly Owned Land

PROJECT MILESTONES

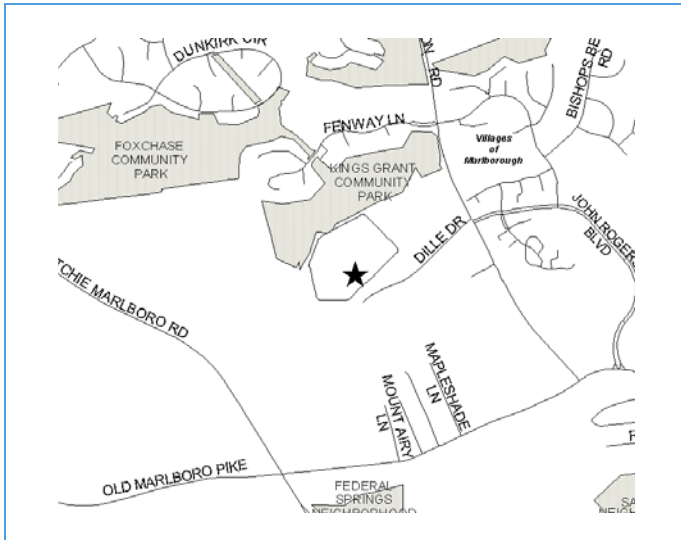
	Estimate	Actual
1 st Year in Capital Program		FY 2013
1 st Year in Capital Budget		FY 2013
Completed Design		Ongoing
Began Construction		Ongoing
Project Completion		Ongoing

CUMULATIVE APPROPRIATION (000'S)

Life to Date	FY 2022 Estimate	FY 2023	Total
\$13,747	\$8,445	\$6,962	\$29,154

Project Summary

Category/Description	Total Project Cost	Life to Date Actual	FY 2022 Estimate	Total 6 Years	Budget Year FY 2023	FY 2024	FY 2025	FY 2026	FY 2027	FY 2028	Beyond 6 Years
EXPENDITURE											
PLANS	\$2,914	\$189	\$342	\$2,041	\$333	\$340	\$342	\$342	\$342	\$342	\$342
LAND	—	—	—	—	—	—	—	—	—	—	—
CONSTR	57,025	11,698	7,899	22,575	6,425	2,625	6,525	3,125	1,375	2,500	14,853
EQUIP	1,815	815	152	302	152	50	50	50	—	—	546
OTHER	1,709	1,045	52	308	52	52	52	52	100	—	304
TOTAL	\$63,463	\$13,747	\$8,445	\$25,226	\$6,962	\$3,067	\$6,969	\$3,569	\$1,817	\$2,842	\$16,045
FUNDING											
GO BONDS	\$56,403	\$11,224	\$3,908	\$25,226	\$6,962	\$3,067	\$6,969	\$3,569	\$1,817	\$2,842	\$16,045
OTHER	7,060	7,060	—	—	—	—	—	—	—	—	—
TOTAL	\$63,463	\$18,284	\$3,908	\$25,226	\$6,962	\$3,067	\$6,969	\$3,569	\$1,817	\$2,842	\$16,045
OPERATING IMPACT											
PERSONNEL				\$—	\$—	\$—	\$—	\$—	\$—	\$—	\$—
OPERATING				—	—	—	—	—	—	—	—
DEBT				—	—	—	—	—	—	—	—
OTHER				—	—	—	—	—	—	—	—
TOTAL				\$—	\$—	\$—	\$—	\$—	\$—	\$—	\$—



Description: The Detention Center Improvements 2 project provides funding for renovations and improvements to various areas in the Detention Center. Funds are used to repair and upgrade mechanical, electrical, and plumbing systems as well as replace inoperable or obsolete major equipment. This project includes replacing the cooling tower and repairing the foundation to prevent water leaks in the basement and refurbishing inmate visiting booths.

Justification: The Detention Center is over 30-years-old. Mechanical systems and equipment are outdated and need to be overhauled. Structural problems in the facility need to be corrected. Security systems and technology need to be modernized.

Highlights: FY 2023 funding will support renovations and improvements to various areas in the Detention Center based on infrastructure and operation priorities. Phase III of renovations will continue. Funds are used to repair and upgrade roofing, mechanical, electrical, and plumbing systems as well as replace inoperable or obsolete major equipment. 'Other' funding in FY 2023 is provided through public safety surcharge revenue.

Enabling Legislation: CB-53-2010

Location		Status	
Address	13400 Dille Drive, Upper Marlboro	Project Status	Under Construction
Council District	Six	Class	Rehabilitation
Planning Area	Upper Marlboro & Vicinity	Land Status	Publicly Owned Land

PROJECT MILESTONES

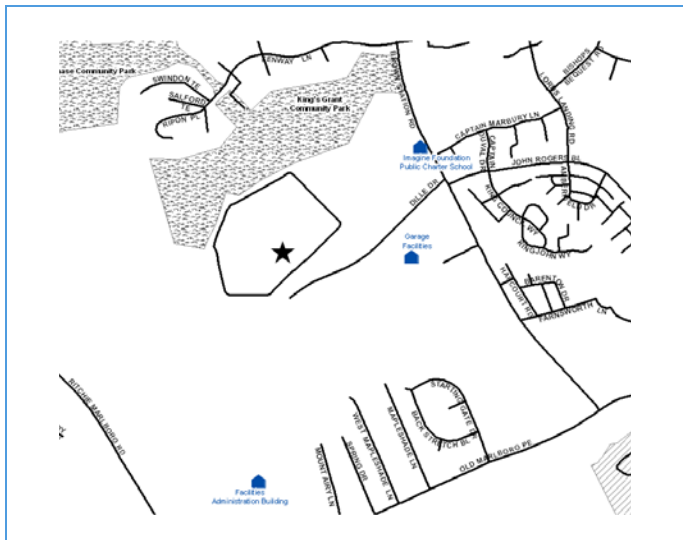
	Estimate	Actual
1 st Year in Capital Program		FY 2007
1 st Year in Capital Budget		FY 2009
Completed Design		Ongoing
Began Construction		FY 2020
Project Completion		Ongoing

CUMULATIVE APPROPRIATION (000'S)

Life to Date	FY 2022 Estimate	FY 2023	Total
\$5,054	\$1,935	\$3,670	\$10,659

Project Summary

Category/Description	Total Project Cost	Life to Date Actual	FY 2022 Estimate	Total 6 Years	Budget Year FY 2023	FY 2024	FY 2025	FY 2026	FY 2027	FY 2028	Beyond 6 Years
EXPENDITURE											
PLANS	\$593	\$593	\$—	\$—	\$—	\$—	\$—	\$—	\$—	\$—	\$—
LAND	—	—	—	—	—	—	—	—	—	—	—
CONSTR	7,759	1,879	960	4,920	820	820	820	820	820	820	—
EQUIP	2,661	686	475	1,500	250	250	250	250	250	250	—
OTHER	10,496	1,896	500	8,100	2,600	5,100	100	100	100	100	—
TOTAL	\$21,509	\$5,054	\$1,935	\$14,520	\$3,670	\$6,170	\$1,170	\$1,170	\$1,170	\$1,170	\$—
FUNDING											
GO BONDS	\$14,009	\$7,452	\$—	\$6,557	\$707	\$1,170	\$1,170	\$1,170	\$1,170	\$1,170	\$—
OTHER	7,500	—	—	7,500	2,500	5,000	—	—	—	—	—
TOTAL	\$21,509	\$7,452	\$—	\$14,057	\$3,207	\$6,170	\$1,170	\$1,170	\$1,170	\$1,170	\$—
OPERATING IMPACT											
PERSONNEL				\$—	\$—	\$—	\$—	\$—	\$—	\$—	\$—
OPERATING				—	—	—	—	—	—	—	—
DEBT				—	—	—	—	—	—	—	—
OTHER				—	—	—	—	—	—	—	—
TOTAL				\$—	\$—	\$—	\$—	\$—	\$—	\$—	\$—



Description: The Medical Unit Renovation and Expansion will add 7,500 square feet of space and will be comprised of the following: an additional 26 beds including 12 isolation cells, a triage exam room with an adjacent isolation cell, an expanded nurses' station, four additional exam rooms with an in-wall oxygen system, physicians office space, officer's station for the Sick Call Officer, upgrade of the Security Control Station, new ventilation and HVAC systems, additional administration spaces, relocated staff toilets and two additional storage rooms.

Justification: The medical unit expansion and renovation will double capacity by adding a second floor to minimize the overcrowding of medical personnel and expand administrative office space. The expansion will also increase medical beds and isolation cells in the medical infirmary for the inmate population.

Highlights: FY 2023 funding will support medical equipment installation and project closeout. Construction is scheduled for completion in FY 2022.

Enabling Legislation: CB-32-2018

Location		Status	
Address	13400 Dille Drive, Upper Marlboro	Project Status	Under Construction
Council District	Six	Class	Addition
Planning Area	Upper Marlboro & Vicinity	Land Status	Publicly Owned Land

PROJECT MILESTONES

	Estimate	Actual
1 st Year in Capital Program		FY 2011
1 st Year in Capital Budget		FY 2012
Completed Design		FY 2021
Began Construction		FY 2021
Project Completion	FY 2023	

CUMULATIVE APPROPRIATION (000'S)

Life to Date	FY 2022 Estimate	FY 2023	Total
\$7,531	\$11,959	\$52	\$19,542

Project Summary

Category/Description	Total Project Cost	Life to Date Actual	FY 2022 Estimate	Total 6 Years	Budget Year FY 2023	FY 2024	FY 2025	FY 2026	FY 2027	FY 2028	Beyond 6 Years
EXPENDITURE											
PLANS	\$2,908	\$717	\$2,159	\$32	\$32	\$—	\$—	\$—	\$—	\$—	\$—
LAND	—	—	—	—	—	—	—	—	—	—	—
CONSTR	14,698	6,688	8,000	10	10	—	—	—	—	—	—
EQUIP	—	—	—	—	—	—	—	—	—	—	—
OTHER	1,936	126	1,800	10	10	—	—	—	—	—	—
TOTAL	\$19,542	\$7,531	\$11,959	\$52	\$52	\$—	\$—	\$—	\$—	\$—	\$—
FUNDING											
GO BONDS	\$9,771	\$9,254	\$491	\$26	\$26	\$—	\$—	\$—	\$—	\$—	\$—
STATE	9,771	9,254	491	26	26	—	—	—	—	—	—
TOTAL	\$19,542	\$18,508	\$982	\$52	\$52	\$—	\$—	\$—	\$—	\$—	\$—
OPERATING IMPACT											
PERSONNEL				\$—	\$—	\$—	\$—	\$—	\$—	\$—	\$—
OPERATING				—	—	—	—	—	—	—	—
DEBT				—	—	—	—	—	—	—	—
OTHER				—	—	—	—	—	—	—	—
TOTAL				\$—	\$—	\$—	\$—	\$—	\$—	\$—	\$—