

Environment

AGENCY OVERVIEW

Agency Description

The Department of the Environment is responsible for the operation of the County’s solid waste disposal and recycling activities, oversight of contract refuse collection and planning, policy development and coordination with other agencies regarding water quality, stormwater management, sludge and solid waste management, tree preservation and other environmental issues. The Department also has responsibility for the enforcement of a variety of County laws relating to: (1) sediment and erosion control, (2) stormwater management and (3) animal control.

Needs Assessment

The primary factor taken into consideration during the development of the CIP is how to best implement the County’s 10-year Solid Waste Plan. Other considerations include the necessity for the future expansion of the Solid Waste Management Program to meet future demand, demographic changes and the need to improve the Animal Management programs.

FY 2022 Funding Sources

- Revenue Bonds – 100.0%

FY 2022-2027 Program Highlights

- The Organics Composting Facility’s funding supports the completion of the reconstruction of a stormwater management pond and the purchase of Organic carts to support the food scrap composting program.
- Brown Station Landfill’s FY 2022 funding will be used to continue the design of the Landfill Area C in-fill project and for obtaining associated permits; completing the Landfill Gas pipeline between Brown Station Road Sanitary Landfill and Corrections; and commence the construction of the Leachate Pre-Treatment Plant.
- In FY 2022, Sandy Hill Sanitary Landfill funding support slope and perimeter cap repairs, groundwater management and design needs for post-closure care.
- For the Materials Recycling Facility, the FY 2022 funding includes tip floor concrete work, roof repairs and the purchase of in-feed equipment.

New Projects

None

Deleted Projects

None

Revised Projects

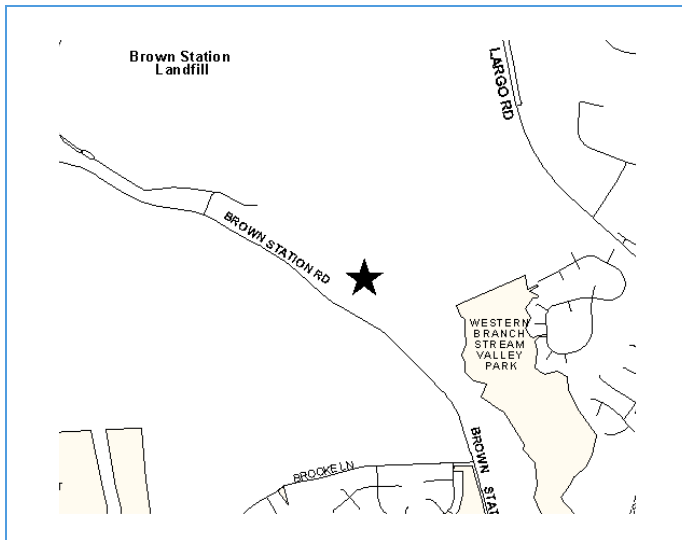
Project Name	Alternate Funding Source Required	Revisions			
		Total Project Cost Increase	Total Project Cost Decrease	Project Schedule Delayed	Project Schedule Accelerated
Brown Station Landfill Construction		X			
Materials Recycling Facility		X			
North County Animal Shelter				X	
Organics Composting Facility		X		X	
Resource Recovery System				X	
Sandy Hill Sanitary Landfill			X		

Program Summary

Category/Description	Total Project Cost	Life to Date Actual	FY 2021 Estimate	Total 6 Years	Budget Year FY 2022	FY 2023	FY 2024	FY 2025	FY 2026	FY 2027	Beyond 6 Years
EXPENDITURE											
PLANS	\$14,273	\$3,017	\$3,335	\$7,921	\$1,288	\$1,275	\$712	\$1,446	\$2,400	\$800	\$—
LAND	—	—	—	—	—	—	—	—	—	—	—
CONSTR	85,228	20,817	18,900	45,511	10,548	9,610	12,174	6,793	3,193	3,193	—
EQUIP	13,602	5,841	5,770	1,991	1,991	—	—	—	—	—	—
OTHER	164,780	158,202	1,129	5,449	2,388	1,361	1,700	—	—	—	—
TOTAL	\$277,883	\$187,877	\$29,134	\$60,872	\$16,215	\$12,246	\$14,586	\$8,239	\$5,593	\$3,993	\$—
FUNDING											
GO BONDS	\$7,136	\$—	\$—	\$7,136	\$—	\$—	\$—	\$750	\$3,193	\$3,193	\$—
REVENUE	221,615	152,779	16,774	52,062	14,541	12,246	14,586	7,489	2,400	800	—
OTHER	49,132	46,798	2,334	—	—	—	—	—	—	—	—
TOTAL	\$277,883	\$199,577	\$19,108	\$59,198	\$14,541	\$12,246	\$14,586	\$8,239	\$5,593	\$3,993	\$—
OPERATING IMPACT											
PERSONNEL				\$—	\$—	\$—	\$—	\$—	\$—	\$—	
OPERATING				—	—	—	—	—	—	—	
DEBT				—	—	—	—	—	—	—	
OTHER				—	—	—	—	—	—	—	
TOTAL				\$—	\$—	\$—	\$—	\$—	\$—	\$—	

Project Listing

CIP ID#	Project Name	Address	Planning Area	Council District	Project Class	Total Project Cost (000)	Completion Date
5.54.0001	Brown Station Landfill Construction	Brown Station Road, Upper Marlboro	Upper Marlboro & Vicinity	Six	Addition	\$193,512	Ongoing
5.54.0020	Materials Recycling Facility	1000 Ritchie Road, Upper Marlboro	Upper Marlboro & Vicinity	Six	Rehabilitation	10,290	Ongoing
3.54.0002	North County Animal Shelter	Location Not Determined	Not Assigned	Not Assigned	New Construction	7,136	FY 2027
3.54.0001	Organics Composting Facility	6550 Crain Highway, Upper Marlboro	Upper Marlboro & Vicinity	Seven	New Construction	18,237	FY 2022
5.54.0004	Resource Recovery Park	3501 Brown Station Road, Upper Marlboro	Upper Marlboro & Vicinity	Six	New Construction	5,497	FY 2027
5.54.0003	Sandy Hill Sanitary Landfill	Old Laurel Bowie Road, Bowie	Bowie Vicinity	Four	Addition	43,211	FY 2026
Program Total						\$277,883	
NUMBER OF PROJECTS = 6							



Description: This project includes: Brown Station Road Sanitary Landfill (BSRSL) Area C in-fill (extending the County's landfill capacity to the year 2045 or beyond), Leachate Pre-Treatment Plant upgrades, Phase V Landfill Gas, Stormwater Control Structures, replacement of landfill gas pipeline and various infrastructure projects.

Justification: Projects at the landfill provide for continued operational and regulatory compliance and funding for major compliance projects mandated by the United States Environmental Protection Agency (US EPA), the Maryland Department of the Environment (MDE), the Washington Suburban Sanitary (WSSC), and the Public Service Commission.

Highlights: In the FY 2022 CIP, funding will be used to continue the design of the Landfill Area C in-fill project and for obtaining associated permits; the Landfill Gas pipeline construction between BSRSL and the Department of Corrections (DOC) will be completed; and, the Leachate Pre-Treatment Plant construction will commence.

Location		Status	
Address	Brown Station Road, Upper Marlboro	Project Status	Under Construction
Council District	Six	Class	Addition
Planning Area	Upper Marlboro & Vicinity	Land Status	Publicly Owned Land

PROJECT MILESTONES

	Estimate	Actual
1 st Year in Capital Program		FY 1978
1 st Year in Capital Budget		FY 1978
Completed Design		Ongoing
Began Construction		Ongoing
Project Completion		Ongoing

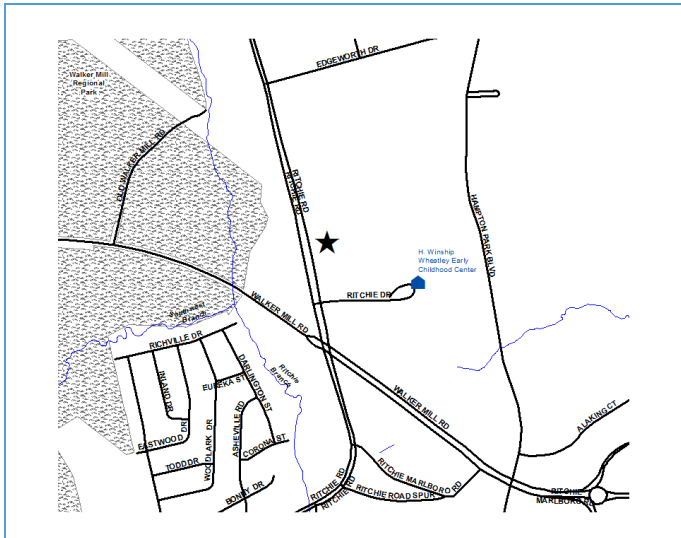
Enabling Legislation: Not Applicable

CUMULATIVE APPROPRIATION (000'S)

Life to Date	FY 2021 Estimate	FY 2022	Total
\$143,942	\$12,981	\$9,964	\$166,887

Project Summary

Category/Description	Total Project Cost	Life to Date Actual	FY 2021 Estimate	Total 6 Years	Budget Year FY 2022	FY 2023	FY 2024	FY 2025	FY 2026	FY 2027	Beyond 6 Years
EXPENDITURE											
PLANS	\$8,048	\$1,842	\$2,535	\$3,671	\$1,288	\$975	\$712	\$696	\$—	\$—	\$—
LAND	—	—	—	—	—	—	—	—	—	—	—
CONSTR	45,727	11,205	5,692	28,830	6,288	6,589	10,677	5,276	—	—	—
EQUIP	4,133	508	3,625	—	—	—	—	—	—	—	—
OTHER	135,604	130,387	1,129	4,088	2,388	—	1,700	—	—	—	—
TOTAL	\$193,512	\$143,942	\$12,981	\$36,589	\$9,964	\$7,564	\$13,089	\$5,972	\$—	\$—	\$—
FUNDING											
REVENUE	\$163,610	\$118,591	\$8,430	\$36,589	\$9,964	\$7,564	\$13,089	\$5,972	\$—	\$—	\$—
OTHER	29,902	29,902	—	—	—	—	—	—	—	—	—
TOTAL	\$193,512	\$148,493	\$8,430	\$36,589	\$9,964	\$7,564	\$13,089	\$5,972	\$—	\$—	\$—
OPERATING IMPACT											
PERSONNEL				\$—	\$—	\$—	\$—	\$—	\$—	\$—	\$—
OPERATING				—	—	—	—	—	—	—	—
DEBT				—	—	—	—	—	—	—	—
OTHER				—	—	—	—	—	—	—	—
TOTAL				\$—	\$—	\$—	\$—	\$—	\$—	\$—	\$—



Description: This project includes the completion of a plastics optical sorter, commercial truck weighing scale, glass removal equipment, paving of facility parking lot and operational inbound and outbound road, roof repair and tipping floor repairs. The installation of the sorter will provide increased commodities revenue for plastics and ensure accurate weights for manifests and tipping fees.

Justification: The Materials Recycling Facility (MRF) plays a pivotal role with the expected goals and successes of the residential and commercial recycling programs, waste diversion and resource recovery in Prince George's County.

Highlights: In FY 2022, funding includes tip floor concrete work, roof repairs and the purchase of in-feed equipment.

Enabling Legislation: Not Applicable

Location		Status	
Address	1000 Ritchie Road, Upper Marlboro	Project Status	Under Construction
Council District	Six	Class	Rehabilitation
Planning Area	Upper Marlboro & Vicinity	Land Status	Publicly Owned Land

PROJECT MILESTONES

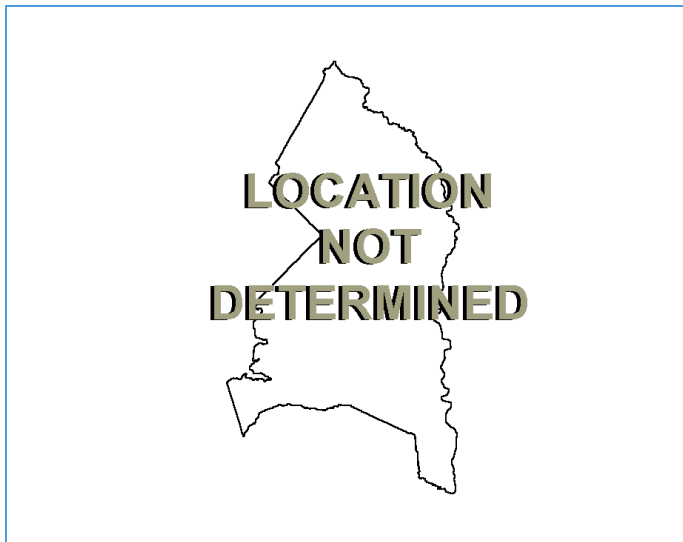
	Estimate	Actual
1 st Year in Capital Program		FY 2016
1 st Year in Capital Budget		FY 2016
Completed Design		Ongoing
Began Construction		Ongoing
Project Completion		Ongoing

CUMULATIVE APPROPRIATION (000'S)

Life to Date	FY 2021 Estimate	FY 2022	Total
\$3,680	\$5,029	\$1,285	\$9,994

Project Summary

Category/Description	Total Project Cost	Life to Date Actual	FY 2021 Estimate	Total 6 Years	Budget Year FY 2022	FY 2023	FY 2024	FY 2025	FY 2026	FY 2027	Beyond 6 Years
EXPENDITURE											
PLANS	\$—	\$—	\$—	\$—	\$—	\$—	\$—	\$—	\$—	\$—	\$—
LAND	—	—	—	—	—	—	—	—	—	—	—
CONSTR	5,585	—	4,229	1,356	1,060	82	107	107	—	—	—
EQUIP	4,705	3,680	800	225	225	—	—	—	—	—	—
OTHER	—	—	—	—	—	—	—	—	—	—	—
TOTAL	\$10,290	\$3,680	\$5,029	\$1,581	\$1,285	\$82	\$107	\$107	\$—	\$—	\$—
FUNDING											
REVENUE	\$10,290	\$7,506	\$1,203	\$1,581	\$1,285	\$82	\$107	\$107	\$—	\$—	\$—
TOTAL	\$10,290	\$7,506	\$1,203	\$1,581	\$1,285	\$82	\$107	\$107	\$—	\$—	\$—
OPERATING IMPACT											
PERSONNEL				\$—	\$—	\$—	\$—	\$—	\$—	\$—	
OPERATING				—	—	—	—	—	—	—	
DEBT				—	—	—	—	—	—	—	
OTHER				—	—	—	—	—	—	—	
TOTAL				\$—	\$—	\$—	\$—	\$—	\$—	\$—	



Description: In 2014, an ad-hoc committee was formed consisting of representatives from College Park, Greenbelt, Berwyn Heights, and the County to discuss the need for additional animal management services to supplement and improve services provided by the County and municipalities in the north/northwestern part of the County.

Justification: Currently the County operates one full-service open admission animal shelter in Upper Marlboro that takes approximately 10,000 animals per year and serves the entire County. However, the north/northwestern area of the County has the highest number of licensed pets, the highest adoption rates and the highest demand for services.

Highlights: The start of this project has been delayed due to debt affordability concerns.

Enabling Legislation: CB-47-2014

Location		Status	
Address	Location Not Determined	Project Status	Design Not Begun
Council District	Not Assigned	Class	New Construction
Planning Area	Not Assigned	Land Status	Location Not Determined

PROJECT MILESTONES

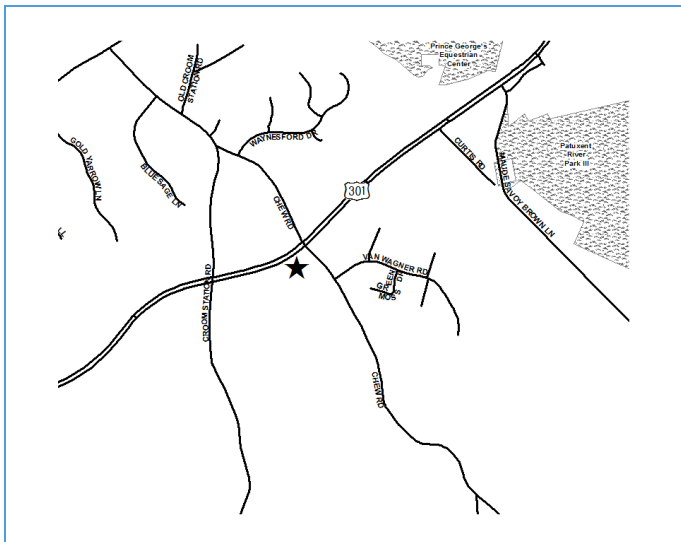
	Estimate	Actual
1 st Year in Capital Program		FY 2018
1 st Year in Capital Budget		FY XXXX
Completed Design	FY 2025	
Began Construction	FY 2026	
Project Completion	FY 2027	

CUMULATIVE APPROPRIATION (000'S)

Life to Date	FY 2021 Estimate	FY 2022	Total
\$0	\$0	\$0	\$0

Project Summary

Category/Description	Total Project Cost	Life to Date Actual	FY 2021 Estimate	Total 6 Years	Budget Year FY 2022	FY 2023	FY 2024	FY 2025	FY 2026	FY 2027	Beyond 6 Years
EXPENDITURE											
PLANS	\$750	\$—	\$—	\$750	\$—	\$—	\$—	\$750	\$—	\$—	\$—
LAND	—	—	—	—	—	—	—	—	—	—	—
CONSTR	6,386	—	—	6,386	—	—	—	—	3,193	3,193	—
EQUIP	—	—	—	—	—	—	—	—	—	—	—
OTHER	—	—	—	—	—	—	—	—	—	—	—
TOTAL	\$7,136	\$—	\$—	\$7,136	\$—	\$—	\$—	\$750	\$3,193	\$3,193	\$—
FUNDING											
GO BONDS	\$7,136	\$—	\$—	\$7,136	\$—	\$—	\$—	\$750	\$3,193	\$3,193	\$—
TOTAL	\$7,136	\$—	\$—	\$7,136	\$—	\$—	\$—	\$750	\$3,193	\$3,193	\$—
OPERATING IMPACT											
PERSONNEL				\$—	\$—	\$—	\$—	\$—	\$—	\$—	
OPERATING				—	—	—	—	—	—	—	
DEBT				—	—	—	—	—	—	—	
OTHER				—	—	—	—	—	—	—	
TOTAL				\$—	\$—	\$—	\$—	\$—	\$—	\$—	



Description: This project includes 3,000 organics residential collection carts and facility needs, which improves the combined yard trim and food scrap curbside collection program. Funding will procure equipment that will facilitate effective materials processing. This project also includes stormwater management pond reconstruction.

Justification: The County's Organics Composting Facility includes the processing of food scraps, which plays a major role in increasing the diversion rate in the County. Composting turns organic waste into a popular soil amendment called Leafgrow, generating revenue for the County. Organics carts will expand the residential food scrap composting program in accordance with Council Bill CB-87-2012.

Highlights: FY 2021 'Other' funding was transferred from the Blight Eradication Program and supports the purchase of organics carts for the residential curbside food scrap collection composting program. FY 2022 funding supports the reconstruction of a stormwater management pond per Soil Conservation District requirements.

Location		Status	
Address	6550 Crain Highway, Upper Marlboro	Project Status	Under Construction
Council District	Seven	Class	New Construction
Planning Area	Upper Marlboro & Vicinity	Land Status	Publicly Owned Land

PROJECT MILESTONES

	Estimate	Actual
1 st Year in Capital Program		FY 2013
1 st Year in Capital Budget		FY 2013
Completed Design		FY 2018
Began Construction		FY 2018
Project Completion	FY 2022	

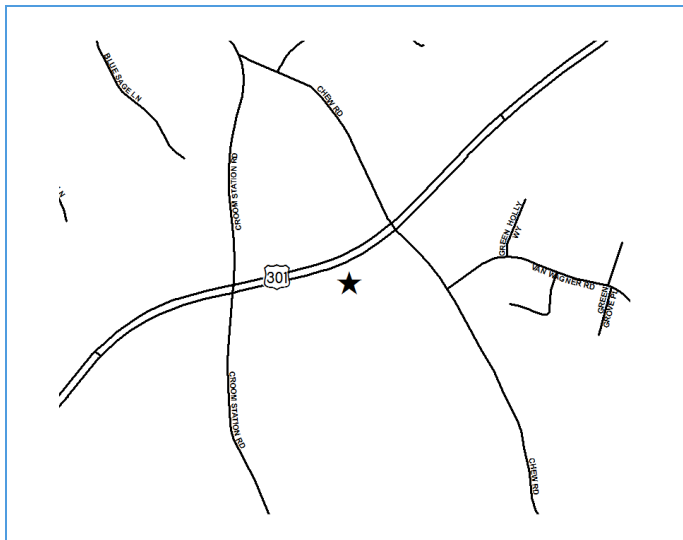
Enabling Legislation: Not Applicable

CUMULATIVE APPROPRIATION (000'S)

Life to Date	FY 2021 Estimate	FY 2022	Total
\$8,192	\$5,279	\$4,766	\$18,237

Project Summary

Category/Description	Total Project Cost	Life to Date Actual	FY 2021 Estimate	Total 6 Years	Budget Year FY 2022	FY 2023	FY 2024	FY 2025	FY 2026	FY 2027	Beyond 6 Years
EXPENDITURE											
PLANS	\$643	\$643	\$—	\$—	\$—	\$—	\$—	\$—	\$—	\$—	\$—
LAND	—	—	—	—	—	—	—	—	—	—	—
CONSTR	13,515	5,896	4,619	3,000	3,000	—	—	—	—	—	—
EQUIP	4,079	1,653	660	1,766	1,766	—	—	—	—	—	—
OTHER	—	—	—	—	—	—	—	—	—	—	—
TOTAL	\$18,237	\$8,192	\$5,279	\$4,766	\$4,766	\$—	\$—	\$—	\$—	\$—	\$—
FUNDING											
REVENUE	\$15,903	\$10,036	\$2,775	\$3,092	\$3,092	\$—	\$—	\$—	\$—	\$—	\$—
OTHER	2,334	—	2,334	—	—	—	—	—	—	—	—
TOTAL	\$18,237	\$10,036	\$5,109	\$3,092	\$3,092	\$—	\$—	\$—	\$—	\$—	\$—
OPERATING IMPACT											
PERSONNEL				\$—	\$—	\$—	\$—	\$—	\$—	\$—	
OPERATING				—	—	—	—	—	—	—	
DEBT				—	—	—	—	—	—	—	
OTHER				—	—	—	—	—	—	—	
TOTAL				\$—	\$—	\$—	\$—	\$—	\$—	\$—	



Description: This project includes a system for waste diversion within the County in accordance with the Resource Recovery Master Plan, Zero Waste Plan and the Comprehensive Ten Year Solid Waste Plan. Funding supports the North County Convenience Center and the Missouri Ave Convenience Center renovations.

Justification: Resource recovery is consistent with the principles of zero waste; furthers the County's and Maryland's mandated recycling and waste diversion goals and conserves valuable landfill airspace while reducing environmental and financial impacts.

Highlights: This project is delayed due to debt affordability concerns.

Enabling Legislation: Not Applicable

Location		Status	
Address	3501 Brown Station Road, Upper Marlboro	Project Status	Design Stage
Council District	Six	Class	New Construction
Planning Area	Upper Marlboro & Vicinity	Land Status	Publicly Owned Land

PROJECT MILESTONES

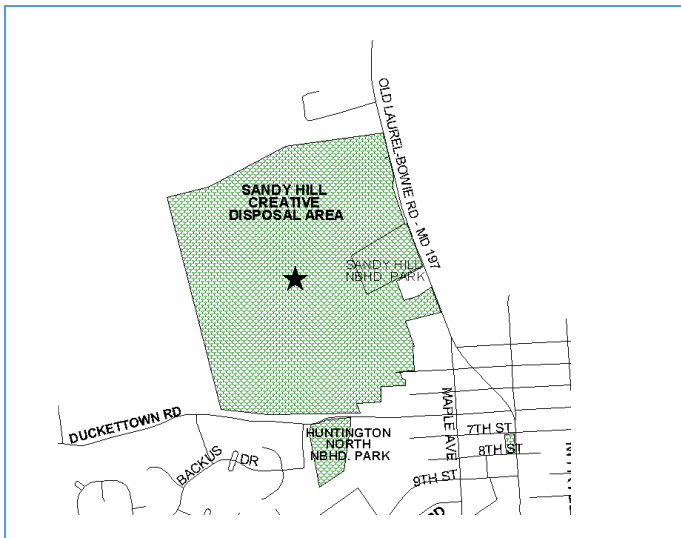
	Estimate	Actual
1 st Year in Capital Program		FY 1997
1 st Year in Capital Budget		FY 1997
Completed Design		FY 2020
Began Construction		FY 2020
Project Completion	FY 2027	

CUMULATIVE APPROPRIATION (000'S)

Life to Date	FY 2021 Estimate	FY 2022	Total
\$1,497	\$800	\$0	\$2,297

Project Summary

Category/Description	Total Project Cost	Life to Date Actual	FY 2021 Estimate	Total 6 Years	Budget Year FY 2022	FY 2023	FY 2024	FY 2025	FY 2026	FY 2027	Beyond 6 Years
EXPENDITURE											
PLANS	\$3,449	\$49	\$200	\$3,200	\$—	\$—	\$—	\$—	\$2,400	\$800	\$—
LAND	—	—	—	—	—	—	—	—	—	—	—
CONSTR	656	56	600	—	—	—	—	—	—	—	—
EQUIP	—	—	—	—	—	—	—	—	—	—	—
OTHER	1,392	1,392	—	—	—	—	—	—	—	—	—
TOTAL	\$5,497	\$1,497	\$800	\$3,200	\$—	\$—	\$—	\$—	\$2,400	\$800	\$—
FUNDING											
REVENUE	\$4,347	\$946	\$201	\$3,200	\$—	\$—	\$—	\$—	\$2,400	\$800	\$—
OTHER	1,150	1,150	—	—	—	—	—	—	—	—	—
TOTAL	\$5,497	\$2,096	\$201	\$3,200	\$—	\$—	\$—	\$—	\$2,400	\$800	\$—
OPERATING IMPACT											
PERSONNEL				\$—	\$—	\$—	\$—	\$—	\$—	\$—	
OPERATING				—	—	—	—	—	—	—	
DEBT				—	—	—	—	—	—	—	
OTHER				—	—	—	—	—	—	—	
TOTAL				\$—	\$—	\$—	\$—	\$—	\$—	\$—	



Description: This project provides funding for construction infrastructure work at Sandy Hill Landfill required by the Maryland Department of the Environment (MDE) 2011 Consent Order and other necessary projects associated with earthen and geosynthetic cap repairs, replacement of nonperforming gas wells and extraction components, groundwater cut off wall, repair of the leachate conveyance system, and stormwater structures.

Justification: This project continues the County's objectives to maintain compliance with federal, state and local regulatory agencies.

Highlights: Prior year funding along with FY 2022 funding support north and west slope and perimeter cap repairs and groundwater management. This also includes design needs for post-closure care to include replacement of several landfill gas and groundwater monitoring wells.

Enabling Legislation: Not Applicable

Location		Status	
Address	Old Laurel Bowie Road, Bowie	Project Status	Under Construction
Council District	Four	Class	Addition
Planning Area	Bowie Vicinity	Land Status	Acquisition Complete

PROJECT MILESTONES

	Estimate	Actual
1 st Year in Capital Program		FY 1988
1 st Year in Capital Budget		FY 1988
Completed Design		Ongoing
Began Construction		Ongoing
Project Completion	FY 2026	

CUMULATIVE APPROPRIATION (000'S)

Life to Date	FY 2021 Estimate	FY 2022	Total
\$30,566	\$5,045	\$200	\$35,811

Project Summary

Category/Description	Total Project Cost	Life to Date Actual	FY 2021 Estimate	Total 6 Years	Budget Year FY 2022	FY 2023	FY 2024	FY 2025	FY 2026	FY 2027	Beyond 6 Years
EXPENDITURE											
PLANS	\$1,383	\$483	\$600	\$300	\$—	\$300	\$—	\$—	\$—	\$—	\$—
LAND	—	—	—	—	—	—	—	—	—	—	—
CONSTR	13,359	3,660	3,760	5,939	200	2,939	1,390	1,410	—	—	—
EQUIP	685	—	685	—	—	—	—	—	—	—	—
OTHER	27,784	26,423	—	1,361	—	1,361	—	—	—	—	—
TOTAL	\$43,211	\$30,566	\$5,045	\$7,600	\$200	\$4,600	\$1,390	\$1,410	\$—	\$—	\$—
FUNDING											
REVENUE	\$27,465	\$15,700	\$4,165	\$7,600	\$200	\$4,600	\$1,390	\$1,410	\$—	\$—	\$—
OTHER	15,746	15,746	—	—	—	—	—	—	—	—	—
TOTAL	\$43,211	\$31,446	\$4,165	\$7,600	\$200	\$4,600	\$1,390	\$1,410	\$—	\$—	\$—
OPERATING IMPACT											
PERSONNEL				\$—	\$—	\$—	\$—	\$—	\$—	\$—	
OPERATING				—	—	—	—	—	—	—	
DEBT				—	—	—	—	—	—	—	
OTHER				—	—	—	—	—	—	—	
TOTAL				\$—	\$—	\$—	\$—	\$—	\$—	\$—	

