

NEOGOV Onboard Portal

New Employee Instruction Guide

FY 2020

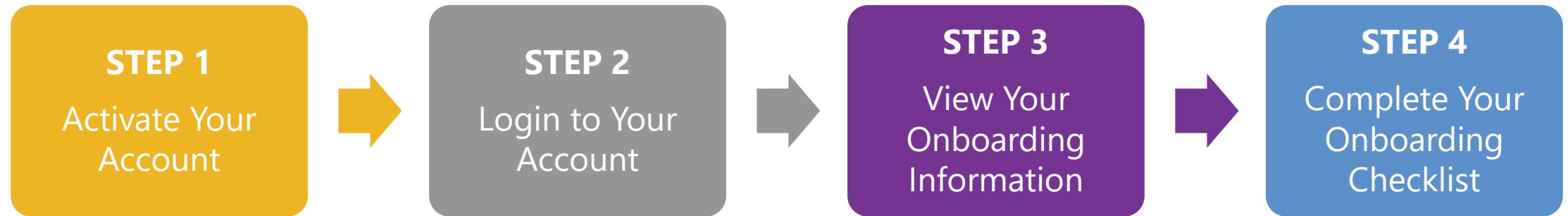


NEOGOV

NEOGOV Onboard Portal

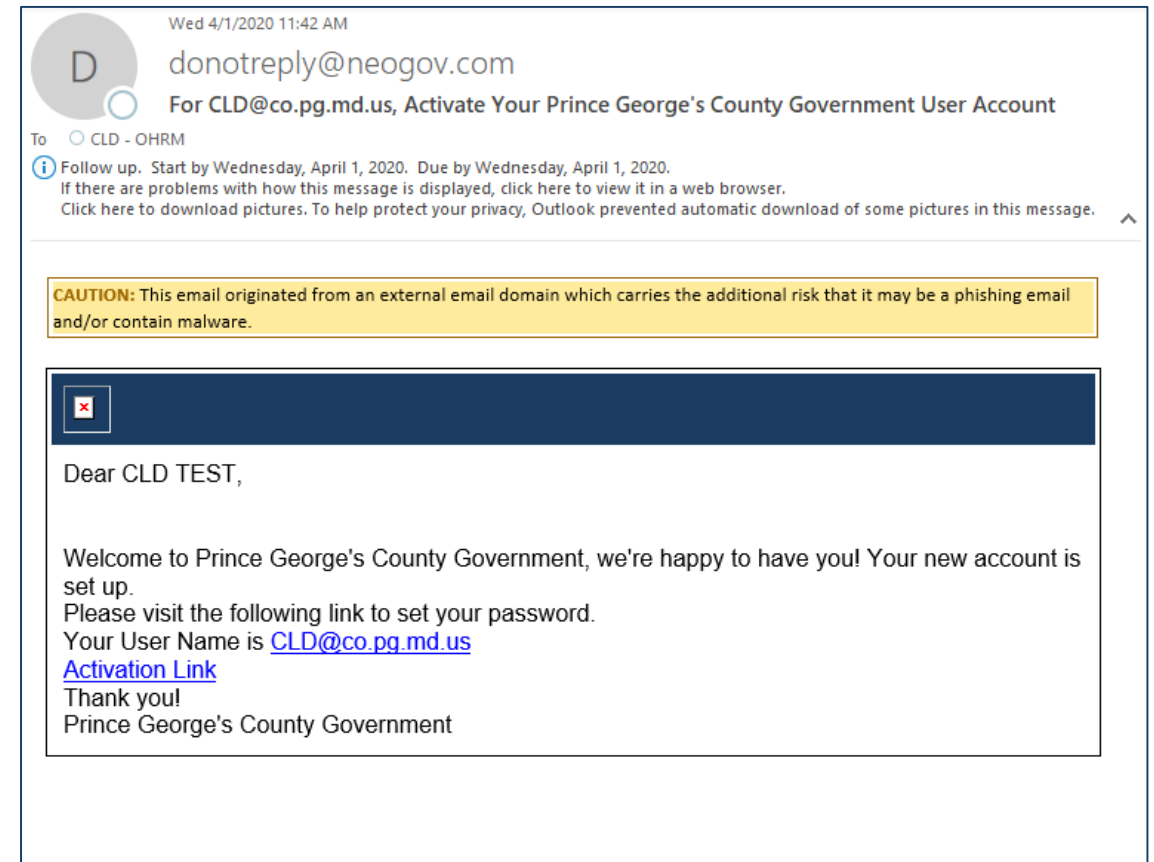
- System that Prince George's County Government uses to collect information from new employees.
- NEOGOV Onboard provides useful information about virtual orientation session, orientation resources, a checklist of forms to complete, and helpful links and contact information for you to reference.
- New employees receive NEOGOV access two (2) working days before orientation

Using Your NEOGOV Account



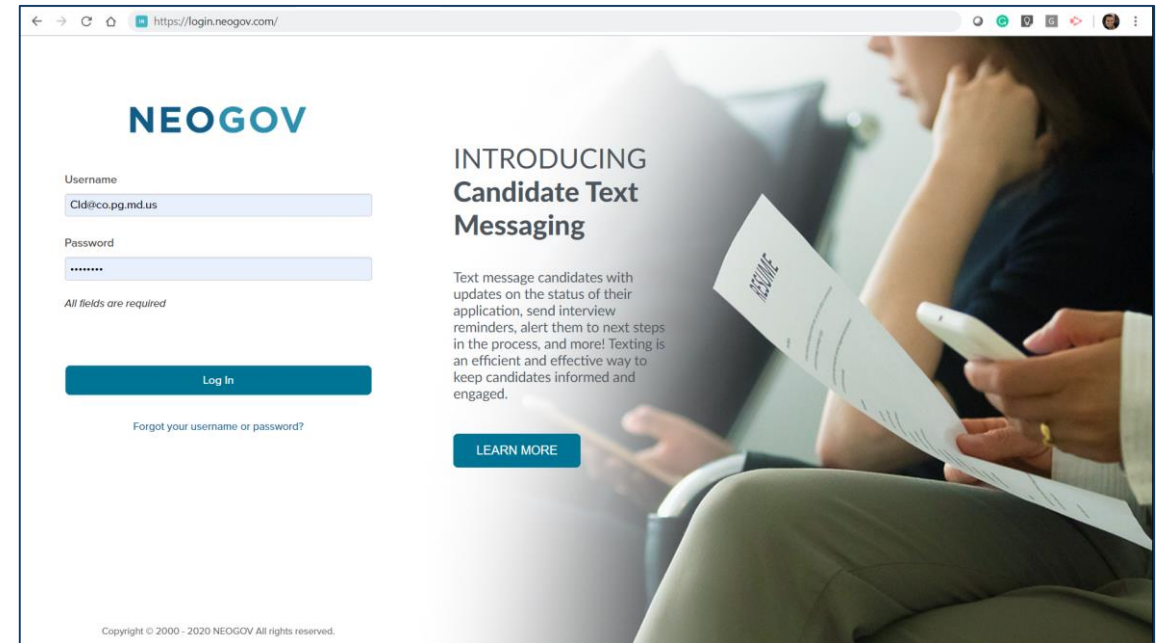
STEP 1 | Activate Your Account

- New employees will receive an activation email from **donotreply@neogov.com** to setup their NEOGOV Onboard account
- The email will be sent the employee's personal email address
- The employee must click activation link to set their password
- After setting a password, the employee can access their NEOGOV account



STEP 2 | Login To Your Account

- The NEOGOV Onboard Portal can be accessed online at <https://login.neogov.com>
- Use the email address and password you set for your account to login



STEP 3 | View Your Onboarding Information

Onboarding Portal Widgets provide information about:

- Orientation
- Prince George's County Government
- Health Benefits
- Deferred Compensation
- Retirement Benefits
- Pension Benefits
- Contact Information

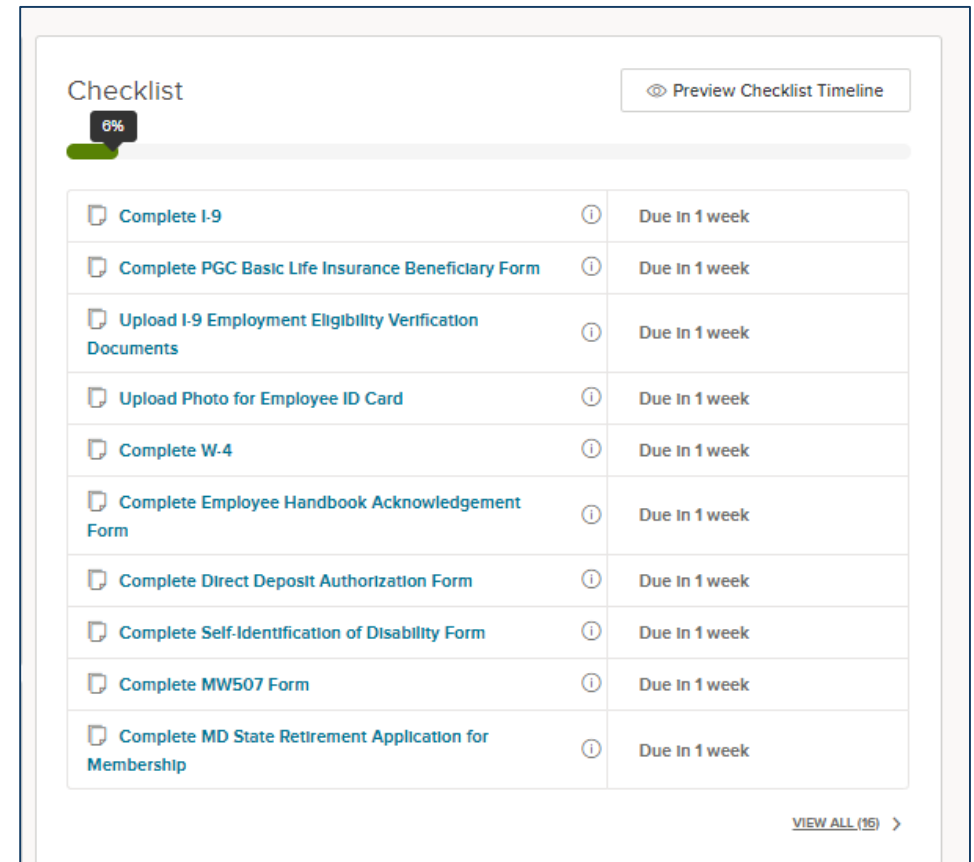
The screenshot displays the NEOGOV Onboard portal interface. The header includes the NEOGOV logo, a search bar, and the user's name 'CLD TEST'. The main content area is titled 'Welcome to Prince George's County Government, CLD TEST!' and features a 'Checklist' section with a progress indicator at 0%. The checklist items are:

Task	Due Date
Complete I-9	Due in 1 week
Complete PGC Basic Life Insurance Beneficiary Form	Due in 1 week
Upload I-9 Employment Eligibility Verification Documents	Due in 1 week
Upload Photo for Employee ID Card	Due in 1 week
Complete W-4	Due in 1 week
Complete Employee Handbook Acknowledgement Form	Due in 1 week
Complete Direct Deposit Authorization Form	Due in 1 week
Complete Self-Identification of Disability Form	Due in 1 week
Complete MW507 Form	Due in 1 week
Complete MD State Retirement Application for Membership	Due in 1 week

Below the checklist, there is a 'COVID-19 Information' section with a 'Coronavirus Info' button.





















STEP 4 | Complete Your Onboarding Checklist

- Checklist is an interactive function on employee onboarding portal for new hires to provide required and optional onboarding information through the portal
- **Online Forms:** Includes required forms (tax forms, direct deposit, etc.)
- **Document Upload:** Employees can also upload I-9 documents and photos for County Employee ID Cards
- Click on form link in the checklist to submit information
- Required forms must be completed within two (2) days of start date



Checklist Preview Checklist Timeline

0%

 Complete I-9		Due in 1 week
 Complete PGC Basic Life Insurance Beneficiary Form		Due in 1 week
 Upload I-9 Employment Eligibility Verification Documents		Due in 1 week
 Upload Photo for Employee ID Card		Due in 1 week
 Complete W-4		Due in 1 week
 Complete Employee Handbook Acknowledgement Form		Due in 1 week
 Complete Direct Deposit Authorization Form		Due in 1 week
 Complete Self-Identification of Disability Form		Due in 1 week
 Complete MW507 Form		Due in 1 week
 Complete MD State Retirement Application for Membership		Due in 1 week

[VIEW ALL \(16\)](#) >

Questions?

Please contact the OHRM Center for Learning and Development team. The CLD team will respond within 48 business hours.



Email

CLD@co.pg.md.us