

THE PRINCE GEORGE'S COUNTY FY 2006-2011 APPROVED CAPITAL IMPROVEMENT PROGRAM

PRINCE GEORGE'S COUNTY STORMWATER MANAGEMENT DISTRICT

Agency Description

The Prince George's County Stormwater Management District (a special taxing district) was established to assume, beginning July 1, 1987, the stormwater management functions that were previously performed by the Washington Suburban Sanitary Commission. The stormwater management functions include planning, engineering, constructing, maintaining and operating stormwater management and flood control facilities. The Department of Environmental Resources has the primary responsibility for overseeing various stormwater management activities (including planning, engineering, construction, plans review, inspection and enforcement) and for policy-making in the stormwater management and water quality areas. The Department of Public Works and Transportation maintains and operates publicly-owned stormwater management and flood control facilities.

Facilities

The Stormwater Management Division is responsible for constructing and maintaining the Stormwater Management system in the County. It constructs facilities to alleviate flooding, rehabilitates storm drainage channels, designs and constructs wetlands, and restores river and streambeds.

Needs Assessment

Several factors are taken into consideration in developing projects for the CIP, including the following:

1. Areas of new development which will increase the amount and velocity of stormwater runoff;
2. Condition and age of existing systems and the need for corrective action;
3. Recommendations of watershed management planning activities;
4. Water quality and environmental impacts;
5. Retrofit of existing development to mitigate adverse flooding and pollution impacts;
6. Availability of State and Federal Grants; and
7. Federal, State and local regulations for stormwater, wetlands, forest and critical areas.

FY 2006 Funding Sources

- Stormwater Bonds – 70.4%
- State Grants and Federal Aid – 22.6% (including grants from the U.S. Corps of Engineers)
- Other – 4.2% (Ad Valorem tax, fee-in-lieu contribution)
- Developer Contribution – 2.8%

THE PRINCE GEORGE'S COUNTY FY 2006-2011 APPROVED CAPITAL IMPROVEMENT PROGRAM

FY 2006-2011 Program Highlights

- The FY 2006-2011 program includes local funding for the Bladensburg Wetland Creation Project (total cost \$750,000).
- Planning funds for two large Gateway projects –Route 301 and 4 Interchange (total cost \$1,666,000) and Suitland/Andrews AFB (total cost \$1,333,000) are included in the program.

Additions to the Capital Improvement Program

None

Deletions from the Capital Improvement Program

None

THE PRINCE GEORGE'S COUNTY FY 2006-2011 APPROVED CAPITAL IMPROVEMENT PROGRAM

SUMMARY BY AGENCY : STORMWATER MGT DIST

PROGRAM EXPENSES	TOTAL	THRU PAST YR	CURRENT YR EST.	TOTAL 6 YEARS	BUDGET YEAR	BY+1	BY+2	BY+3	BY+4	BY+5	BEYOND
PLANS	18184	6989	2470	8725	2205	1390	1320	1320	1270	1220	0
LAND	4311	1091	900	2320	425	1195	325	325	25	25	0
CONST	91550	31233	6222	54095	14220	12625	7325	6820	6655	6450	0
EQUIP	0	0	0	0	0	0	0	0	0	0	0
OTHER	88	88	0	0	0	0	0	0	0	0	0
TOTAL	114133	39401	9592	65140	16850	15210	8970	8465	7950	7695	0
SOURCE OF FUNDS:											
G O BDS	0	0	0	0	0	0	0	0	0	0	0
REV BDS	0	0	0	0	0	0	0	0	0	0	0
FED	0	0	0	0	0	0	0	0	0	0	0
STATE	21151	7203	777	13171	2625	7146	1000	1000	700	700	0
SW BDS	77907	34489	2418	41000	4881	7569	7675	7175	6975	6725	0
DEV	1984	484	0	1500	75	295	295	290	275	270	0
MNCPPC	0	0	0	0	0	0	0	0	0	0	0
OTHER	13091	9350	1207	2534	2334	200	0	0	0	0	0
TOTAL	114133	51526	4402	58205	9915	15210	8970	8465	7950	7695	0

THE PRINCE GEORGE'S COUNTY FY 2006-2011 APPROVED CAPITAL IMPROVEMENT PROGRAM

STORMWATER MGT DIST

CIP - ID	PROJECT NAME	ADDRESS	PLANNING AREA	PROJECT CLASS	COST (000)	COMPL DATE
DV 540925	BOND DEFAULT FUND	COUNTY-WIDE	NA NOT APPLICABLE	NEW CONSTRUCTION	3080	06/2011
DV 541685	COE COUNTY RESTORATION	ANACOSTIA RIVER WATERSHED	068 HYATTSVILLE, RIVERDALE,	NEW CONSTRUCTION	4151	06/2010
DV 540465	DEVELOPER PARTICIPATION PROGRA	COUNTY-WIDE	NA NOT APPLICABLE	NEW CONSTRUCTION	5866	06/2006
DV 541995	EMERGENCY RESPONSE PROGRAM	COUNTY-WIDE	NA NOT APPLICABLE	RECONSTRUCTION	3480	06/2011
DV 541985	ENDANGERED STRUCTURE ACQUISIT	COUNTY-WIDE	NA NOT APPLICABLE	LAND ACQUISITION	3670	06/2009
DV 540855	ENVIRONMENTAL PROTECTION PROGR	COUNTY-WIDE	NA NOT APPLICABLE	REHABILITATION	20640	06/2011
DV 541835	ENVIRONMENTAL REVITALIZATION P	COUNTY-WIDE	NA NOT APPLICABLE	NEW CONSTRUCTION	22303	06/2011
DV 540425	FLOOD PROTECTION AND DRAINAGE	COUNTY-WIDE	NA NOT APPLICABLE	NEW CONSTRUCTION	29516	06/2011
DV 541435	MAJOR RECONSTRUCTION PROGRAM (COUNTY-WIDE	NA NOT APPLICABLE	REPLACEMENT	10553	06/2011
DV 541265	OXON RUN FLOOD CONTROL STRUCTU	OXON RUN WATERSHED	NA NOT APPLICABLE	NEW CONSTRUCTION	9424	06/2011
DV 540655	STORMWATER CONTINGENCY FUND	COUNTY-WIDE	NA NOT APPLICABLE	NON CONSTRUCTION	1450	06/2006
AGENCY TOTAL					114133	

TOTAL PROJECTS = 11

THE PRINCE GEORGE'S COUNTY FY 2006-2011 APPROVED CAPITAL IMPROVEMENT PROGRAM

CIP ID NO.	PROJECT NAME	AGENCY
DV540925	BOND DEFAULT FUND	STORMWATER MGT DIST

LOCATION AND CLASSIFICATION			
COUNCIL DIST	Multi-District	STATUS	Revised
PLANNING AREA	Not Applicable	CLASS	New Construction
ADDRESS	County-wide	FUNCTION	Storm Drainage

EXPENDITURE SCHEDULE (000,S)											
	TOTAL	THRU FY 04	EST. FY 05	TOTAL 6 YRS	BUD YR FY 06	FY 07	FY 08	FY 09	FY 10	FY 11	BEYOND 6 YRS
PLANS	207	62	20	125	25	20	20	20	20	20	0
LAND	0	0	0	0	0	0	0	0	0	0	0
CONST	2873	873	140	1860	535	275	275	270	255	250	0
EQUIP	0	0	0	0	0	0	0	0	0	0	0
OTHER	0	0	0	0	0	0	0	0	0	0	0
TOTAL	3080	935	160	1985	560	295	295	290	275	270	0

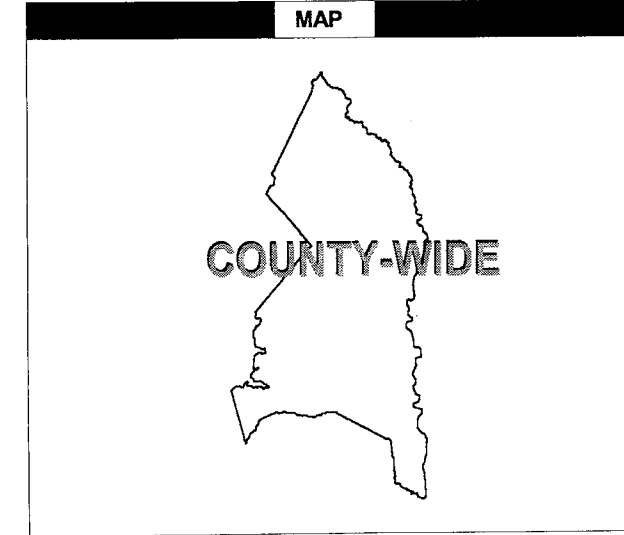
FUNDING SCHEDULE (000,S)											
	TOTAL	THRU FY 04	EST. FY 05	TOTAL 6 YRS	BUD YR FY 06	FY 07	FY 08	FY 09	FY 10	FY 11	BEYOND 6 YRS
SW BDS	276	276	0	0	0	0	0	0	0	0	0
DEV	1984	484	0	1500	75	295	295	290	275	270	0
OTHER	820	337	340	143	143	0	0	0	0	0	0
TOTAL	3080	1097	340	1643	218	295	295	290	275	270	0

DESCRIPTION AND JUSTIFICATION
<p>DESCRIPTION: The Bond Default Fund will provide a source of funds on defaulted permit bonds held by the Department of Environmental Resources to complete private activity projects, such as stormwater management facilities, and sediment/erosion control measures. This Fund will be used in cases of permit bond default and where the private activities must be completed to eliminate public health and safety hazards.</p> <p>JUSTIFICATION: Periodically, bankruptcies or failure by private entities to complete permitted projects occur. Non-completion of a private activity project may threaten the health and safety of on-site and adjacent property owners. "Other" funding, if needed, will come from a transfer from the Stormwater Management Enterprise Fund.</p>

OPERATING IMPACT (000,S)	
DEBT SERVICE	25
MAINTENANCE COSTS	0
OPERATING COSTS	0
TOTAL	25
COST SAVINGS	0

APPROPRIATION DATA (000,S)	
YEAR FIRST IN CIP	FY 1992
YEAR FIRST IN CAPITAL BUDGET	FY 1992
CURRENT AUTH. THRU	FY 06 3080
CUMULATIVE APPROP. THRU	FY 06 1655
APPROPRIATION REQUESTED	0
BONDS SOLD	276
OTHER FUNDS	1161
TOTAL FUNDS RECEIVED	1437
EXPENDITURES & ENCUMBRANCES	1095
UNENCUMBERED BALANCE	342

PROJECT STATUS	
LAND STATUS	No Land Involved
PROJECT STATUS	Not Applicable
PERCENT COMPLETED	35
ESTIMATED COMPLETION DATE	06/2011



THE PRINCE GEORGE'S COUNTY FY 2006-2011 APPROVED CAPITAL IMPROVEMENT PROGRAM

CIP ID NO.	PROJECT NAME	AGENCY
DV540465	DEVELOPER PARTICIPATION PROGRAM	STORMWATER MGT DIST

LOCATION AND CLASSIFICATION			
COUNCIL DIST	Multi-District	STATUS	Revised
PLANNING AREA	Not Applicable	CLASS	New Construction
ADDRESS	County-wide	FUNCTION	Storm Drainage

EXPENDITURE SCHEDULE (000,S)											
	TOTAL	THRU FY 04	EST. FY 05	TOTAL 6 YRS	BUD YR FY 06	FY 07	FY 08	FY 09	FY 10	FY 11	BEYOND 6 YRS
PLANS	510	350	60	100	100	0	0	0	0	0	0
LAND	933	833	0	100	100	0	0	0	0	0	0
CONST	4412	2412	280	1720	720	500	500	0	0	0	0
EQUIP	0	0	0	0	0	0	0	0	0	0	0
OTHER	11	11	0	0	0	0	0	0	0	0	0
TOTAL	5866	3606	340	1920	920	500	500	0	0	0	0

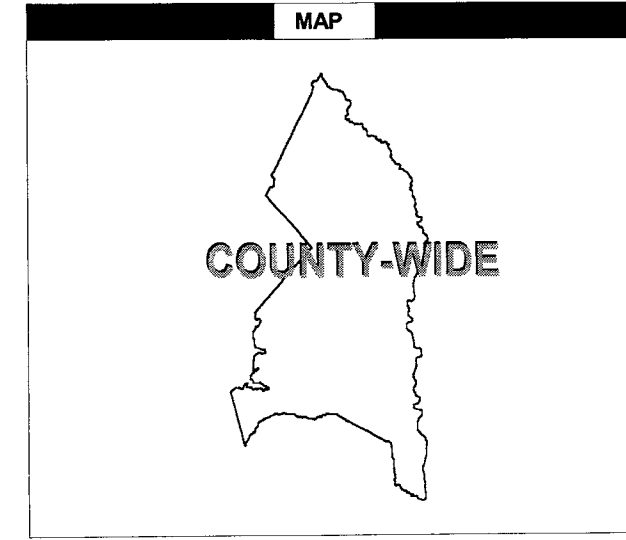
FUNDING SCHEDULE (000,S)											
	TOTAL	THRU FY 04	EST. FY 05	TOTAL 6 YRS	BUD YR FY 06	FY 07	FY 08	FY 09	FY 10	FY 11	BEYOND 6 YRS
SW BDS	1975	975	0	1000	0	500	500	0	0	0	0
OTHER	3891	3346	0	545	545	0	0	0	0	0	0
TOTAL	5866	4321	0	1545	545	500	500	0	0	0	0

DESCRIPTION AND JUSTIFICATION
<p>DESCRIPTION: This project will provide the County's contribution to developer participation projects that may be identified under the Stormwater Permit Review Process.</p> <p>JUSTIFICATION: The Prince George's County Stormwater Management Ordinance recommends the use of regional storm water management facilities in lieu of on-site facilities. Smaller facilities may be constructed in watersheds where larger facilities are not feasible. "Other" funds will come from storm water management operating funds or Fee-in-Lieu payments.</p>

OPERATING IMPACT (000,S)	
DEBT SERVICE	178
MAINTENANCE COSTS	0
OPERATING COSTS	0
TOTAL	178
COST SAVINGS	0

APPROPRIATION DATA (000,S)	
YEAR FIRST IN CIP	FY 1986
YEAR FIRST IN CAPITAL BUDGET	FY 1986
CURRENT AUTH. THRU	FY 06 5866
CUMULATIVE APPROP. THRU	FY 06 4866
APPROPRIATION REQUESTED	0
BONDS SOLD	975
OTHER FUNDS	3346
TOTAL FUNDS RECEIVED	4321
EXPENDITURES & ENCUMBRANCES	3946
UNENCUMBERED BALANCE	375

PROJECT STATUS	
LAND STATUS	No Land Involved
PROJECT STATUS	Under Construction
PERCENT COMPLETED	70
ESTIMATED COMPLETION DATE	06/2006



THE PRINCE GEORGE'S COUNTY FY 2006-2011 APPROVED CAPITAL IMPROVEMENT PROGRAM

CIP ID NO.	PROJECT NAME	AGENCY
DV541995	EMERGENCY RESPONSE PROGRAM	STORMWATER MGT DIST

LOCATION AND CLASSIFICATION			
COUNCIL DIST	Multi-District	STATUS	Original
PLANNING AREA	Not Applicable	CLASS	Reconstruction
ADDRESS	County-wide	FUNCTION	Storm Drainage

EXPENDITURE SCHEDULE (000,S)											
	TOTAL	THRU FY 04	EST. FY 05	TOTAL 6 YRS	BUD YR FY 06	FY 07	FY 08	FY 09	FY 10	FY 11	BEYOND 6 YRS
PLANS	600	0	0	600	100	100	100	100	100	100	0
LAND	0	0	0	0	0	0	0	0	0	0	0
CONST	2880	313	367	2200	500	500	300	300	300	300	0
EQUIP	0	0	0	0	0	0	0	0	0	0	0
OTHER	0	0	0	0	0	0	0	0	0	0	0
TOTAL	3480	313	367	2800	600	600	400	400	400	400	0

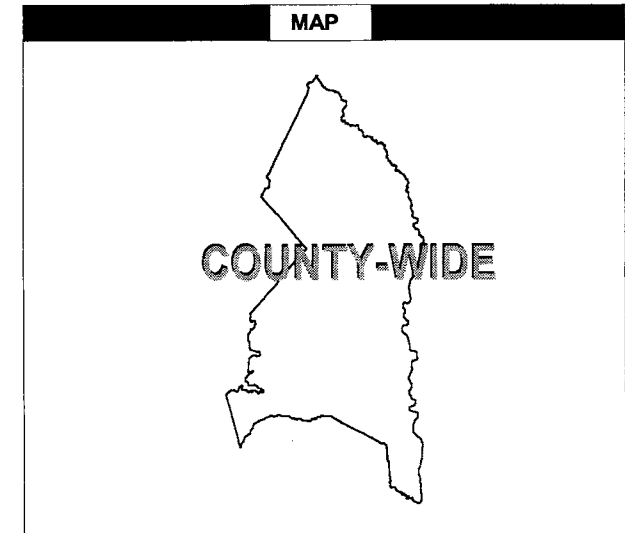
FUNDING SCHEDULE (000,S)											
STATE	1100	0	0	1100	0	300	200	200	200	200	0
SW BDS	2380	875	125	1380	280	300	200	200	200	200	0
TOTAL	3480	875	125	2480	280	600	400	400	400	400	0

DESCRIPTION AND JUSTIFICATION
<p>DESCRIPTION: This project will facilitate the design and construction of unanticipated projects which require immediate implementation due to emergency conditions affecting the public safety or welfare. It will also provide a funding source for unanticipated State/Federal grant funds which require a local match.</p> <p>JUSTIFICATION: Immediate action is often required to address emergency conditions arising from such natural disasters as floods or tornados. As well, in order to maximize non-local funding to meet unexpected situations, a matching source of local funding is often required.</p>

OPERATING IMPACT (000,S)	
DEBT SERVICE	214
MAINTENANCE COSTS	0
OPERATING COSTS	0
TOTAL	214
COST SAVINGS	0

APPROPRIATION DATA (000,S)	
YEAR FIRST IN CIP	FY 2003
YEAR FIRST IN CAPITAL BUDGET	FY 2003
CURRENT AUTH. THRU	FY 06 3480
CUMULATIVE APPROP. THRU	FY 06 1280
APPROPRIATION REQUESTED	0
BONDS SOLD	1000
OTHER FUNDS	0
TOTAL FUNDS RECEIVED	1000
EXPENDITURES & ENCUMBRANCES	680
UNENCUMBERED BALANCE	320

PROJECT STATUS	
LAND STATUS	Location Not Determined
PROJECT STATUS	Design Not Begun
PERCENT COMPLETED	0
ESTIMATED COMPLETION DATE	06/2011



THE PRINCE GEORGE'S COUNTY FY 2006-2011 APPROVED CAPITAL IMPROVEMENT PROGRAM

CIP ID NO.	PROJECT NAME	AGENCY
DV541985	ENDANGERED STRUCTURE ACQUISITION PROGRAM	STORMWATER MGT DIST

LOCATION AND CLASSIFICATION			
COUNCIL DIST	Not Applicable	STATUS	Continued
PLANNING AREA	Not Applicable	CLASS	Land Acquisition
ADDRESS	County-wide	FUNCTION	Storm Drainage

EXPENDITURE SCHEDULE (000,S)											
	TOTAL	THRU FY 04	EST. FY 05	TOTAL 6 YRS	BUD YR FY 06	FY 07	FY 08	FY 09	FY 10	FY 11	BEYOND 6 YRS
PLANS	200	0	0	200	100	0	50	50	0	0	0
LAND	2970	0	900	2070	300	1170	300	300	0	0	0
CONST	500	0	0	500	100	300	50	50	0	0	0
EQUIP	0	0	0	0	0	0	0	0	0	0	0
OTHER	0	0	0	0	0	0	0	0	0	0	0
TOTAL	3670	0	900	2770	500	1470	400	400	0	0	0

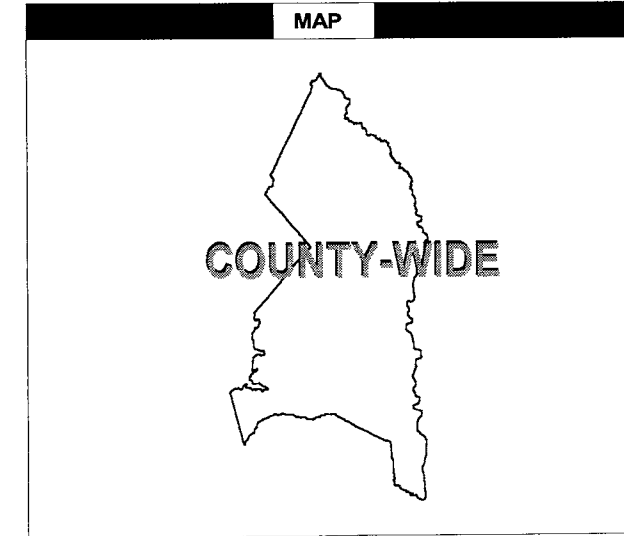
FUNDING SCHEDULE (000,S)											
	1923	0	195	1728	250	878	300	300	0	0	0
STATE	1923	0	195	1728	250	878	300	300	0	0	0
SW BDS	1042	0	0	1042	250	592	100	100	0	0	0
OTHER	705	0	705	0	0	0	0	0	0	0	0
TOTAL	3670	0	900	2770	500	1470	400	400	0	0	0

DESCRIPTION AND JUSTIFICATION
<p>DESCRIPTION: This project provides for the acquisition of residential properties within the 100 year floodplain, and floodprone and/or at-risk properties due to unforeseen natural conditions/disaster (i.e., slope failure, stream erosion, etc.) Subsequent to acquisition, environmental restoration and economic revitalization measures can be implemented. This project was formerly entitled "Floodprone Acquisition Program".</p> <p>JUSTIFICATION: This project will mitigate severe economic impacts associated with flooding events to commercial/industrial and residential properties. Acquisition of the most severely flood-prone properties will have an immediate positive impact. Properties acquired will provide sites for wetland banking, flood mitigation, reforestation and potential redevelopment areas. "Other" funding will come from excess bond proceeds originally sold for other storm water management projects.</p>

OPERATING IMPACT (000,S)	
DEBT SERVICE	94
MAINTENANCE COSTS	0
OPERATING COSTS	0
TOTAL	94
COST SAVINGS	0

APPROPRIATION DATA (000,S)	
YEAR FIRST IN CIP	FY 2001
YEAR FIRST IN CAPITAL BUDGET	FY 2001
CURRENT AUTH. THRU	FY 06 3670
CUMULATIVE APPROP. THRU	FY 06 1400
APPROPRIATION REQUESTED	0
BONDS SOLD	0
OTHER FUNDS	900
TOTAL FUNDS RECEIVED	900
EXPENDITURES & ENCUMBRANCES	900
UNENCUMBERED BALANCE	0

PROJECT STATUS	
LAND STATUS	Under Negotiation
PROJECT STATUS	Not Applicable
PERCENT COMPLETED	30
ESTIMATED COMPLETION DATE	06/2009



THE PRINCE GEORGE'S COUNTY FY 2006-2011 APPROVED CAPITAL IMPROVEMENT PROGRAM

CIP ID NO.	PROJECT NAME	AGENCY
DV540855	ENVIRONMENTAL PROTECTION PROGRAM	STORMWATER MGT DIST

LOCATION AND CLASSIFICATION			
COUNCIL DIST	Multi-District	STATUS	Revised
PLANNING AREA	Not Applicable	CLASS	Rehabilitation
ADDRESS	County-wide	FUNCTION	Storm Drainage

EXPENDITURE SCHEDULE (000,S)											
	TOTAL	THRU FY 04	EST. FY 05	TOTAL 6 YRS	BUD YR FY 06	FY 07	FY 08	FY 09	FY 10	FY 11	BEYOND 6 YRS
PLANS	4066	2347	519	1200	200	200	200	200	200	200	0
LAND	25	25	0	0	0	0	0	0	0	0	0
CONST	16549	4969	450	11130	1630	3500	1500	1500	1500	1500	0
EQUIP	0	0	0	0	0	0	0	0	0	0	0
OTHER	0	0	0	0	0	0	0	0	0	0	0
TOTAL	20640	7341	969	12330	1830	3700	1700	1700	1700	1700	0

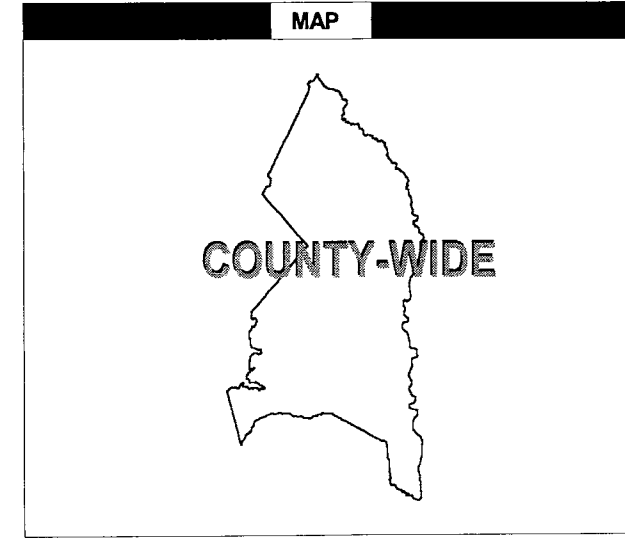
FUNDING SCHEDULE (000,S)											
	STATE										
STATE	6765	2921	202	3642	575	2267	200	200	200	200	0
SW BDS	13291	5453	0	7838	405	1433	1500	1500	1500	1500	0
OTHER	584	334	0	250	250	0	0	0	0	0	0
TOTAL	20640	8708	202	11730	1230	3700	1700	1700	1700	1700	0

DESCRIPTION AND JUSTIFICATION
<p>DESCRIPTION: This project represents a comprehensive effort to plan, design and build new or retrofit existing stormwater management facilities and rehabilitate streams and wetlands to improve livable communities and correct serious water quality problems such as erosion, point and non-point source pollutant discharge and thermal pollution. Included here is funding (\$1 million in FY 2006 and \$1 million FY 2007) for the Bladensburg Wetland Creation Project which will be constructed by the State Highway Administration at a cost of \$8 million. The County will seek federal grants to offset the County contribution.</p> <p>JUSTIFICATION: This project will implement a series of innovative projects at multiple sites inventoried in various comprehensive watershed studies or identified in the County's Regulatory Wetland Banking Program. Indirect community recreation benefits accrue through these projects in the form of parks and open space restoration. "Other" funds will come from the storm water management operating fund.</p>

OPERATING IMPACT (000,S)	
DEBT SERVICE	1196
MAINTENANCE COSTS	0
OPERATING COSTS	0
TOTAL	1196
COST SAVINGS	0

APPROPRIATION DATA (000,S)	
YEAR FIRST IN CIP	FY 1991
YEAR FIRST IN CAPITAL BUDGET	FY 1991
CURRENT AUTH. THRU	FY 06 20640
CUMULATIVE APPROP. THRU	FY 06 10140
APPROPRIATION REQUESTED	0
BONDS SOLD	5453
OTHER FUNDS	3457
TOTAL FUNDS RECEIVED	8910
EXPENDITURES & ENCUMBRANCES	8310
UNENCUMBERED BALANCE	600

PROJECT STATUS	
LAND STATUS	Publicly Owned Land
PROJECT STATUS	Under Construction
PERCENT COMPLETED	40
ESTIMATED COMPLETION DATE	06/2011



THE PRINCE GEORGE'S COUNTY FY 2006-2011 APPROVED CAPITAL IMPROVEMENT PROGRAM

CIP ID NO.	PROJECT NAME	AGENCY
DV541835	ENVIRONMENTAL REVITALIZATION PROGRAM	STORMWATER MGT DIST

LOCATION AND CLASSIFICATION			
COUNCIL DIST	Multi-District	STATUS	Revised
PLANNING AREA	Not Applicable	CLASS	New Construction
ADDRESS	County-wide	FUNCTION	Storm Drainage

EXPENDITURE SCHEDULE (000,S)											
	TOTAL	THRU FY 04	EST. FY 05	TOTAL 6 YRS	BUD YR FY 06	FY 07	FY 08	FY 09	FY 10	FY 11	BEYOND 6 YRS
PLANS	3869	1072	417	2380	880	300	300	300	300	300	0
LAND	0	0	0	0	0	0	0	0	0	0	0
CONST	18434	3899	1895	12640	2890	3750	1500	1500	1500	1500	0
EQUIP	0	0	0	0	0	0	0	0	0	0	0
OTHER	0	0	0	0	0	0	0	0	0	0	0
TOTAL	22303	4971	2312	15020	3770	4050	1800	1800	1800	1800	0

FUNDING SCHEDULE (000,S)											
STATE	9595	2514	380	6701	1800	3701	300	300	300	300	0
SW BDS	12008	3780	1014	7214	865	349	1500	1500	1500	1500	0
OTHER	700	700	0	0	0	0	0	0	0	0	0
TOTAL	22303	6994	1394	13915	2665	4050	1800	1800	1800	1800	0

DESCRIPTION AND JUSTIFICATION

DESCRIPTION: This program entails the use of new and creative technologies to monitor, model, restore and protect the environment in highly urbanized settings. Projects will include the implementation of LID technology to retrofit urban hydrology to pre-development condition and promote livable communities in the Anacostia and Patuxent watersheds. Projects include bio-retention facilities, stormwater retrofits, green roofs and stream restoration projects.

JUSTIFICATION: This project reduces property damage from flooding and implements innovative technologies in urban environments. It will also serve as a pilot program to meet the requirements of the EPA's NPDES permit. "Other" sources include funding from the State Revolving Loan Program.

OPERATING IMPACT (000,S)	
DEBT SERVICE	1081
MAINTENANCE COSTS	0
OPERATING COSTS	0
TOTAL	1081
COST SAVINGS	0

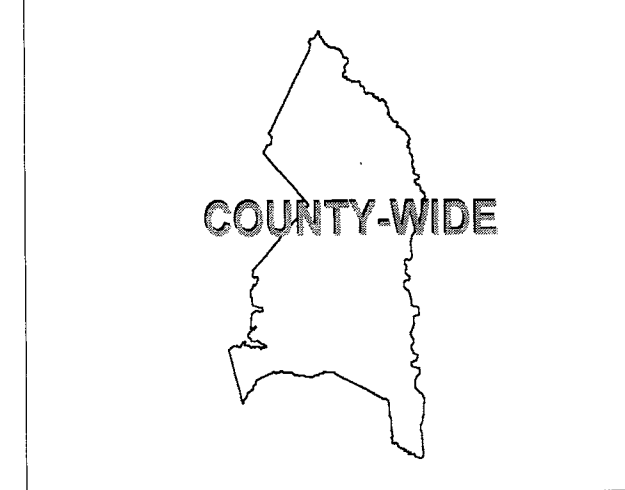
APPROPRIATION DATA (000,S)

YEAR FIRST IN CIP	FY 1995
YEAR FIRST IN CAPITAL BUDGET	FY 1995
CURRENT AUTH. THRU	FY 06 22303
CUMULATIVE APPROP. THRU	FY 06 11053
APPROPRIATION REQUESTED	0
BONDS SOLD	4794
OTHER FUNDS	3594
TOTAL FUNDS RECEIVED	8388
EXPENDITURES & ENCUMBRANCES	7283
UNENCUMBERED BALANCE	1105

PROJECT STATUS

LAND STATUS	Publicly Owned Land
PROJECT STATUS	Under Construction
PERCENT COMPLETED	30
ESTIMATED COMPLETION DATE	06/2011

MAP



THE PRINCE GEORGE'S COUNTY FY 2006-2011 APPROVED CAPITAL IMPROVEMENT PROGRAM

CIP ID NO.	PROJECT NAME	AGENCY
DV540425	FLOOD PROTECTION AND DRAINAGE IMPROVEMENT	STORMWATER MGT DIST

LOCATION AND CLASSIFICATION			
COUNCIL DIST	Multi-District	STATUS	Revised
PLANNING AREA	Not Applicable	CLASS	New Construction
ADDRESS	County-wide	FUNCTION	Storm Drainage

EXPENDITURE SCHEDULE (000,S)											
	TOTAL	THRU FY 04	EST. FY 05	TOTAL 6 YRS	BUD YR FY 06	FY 07	FY 08	FY 09	FY 10	FY 11	BEYOND 6 YRS
PLANS	5362	2458	804	2100	350	350	350	350	350	350	0
LAND	186	36	0	150	25	25	25	25	25	25	0
CONST	23891	12624	1539	9728	2228	1500	1500	1500	1500	1500	0
EQUIP	0	0	0	0	0	0	0	0	0	0	0
OTHER	77	77	0	0	0	0	0	0	0	0	0
TOTAL	29516	15195	2343	11978	2603	1875	1875	1875	1875	1875	0

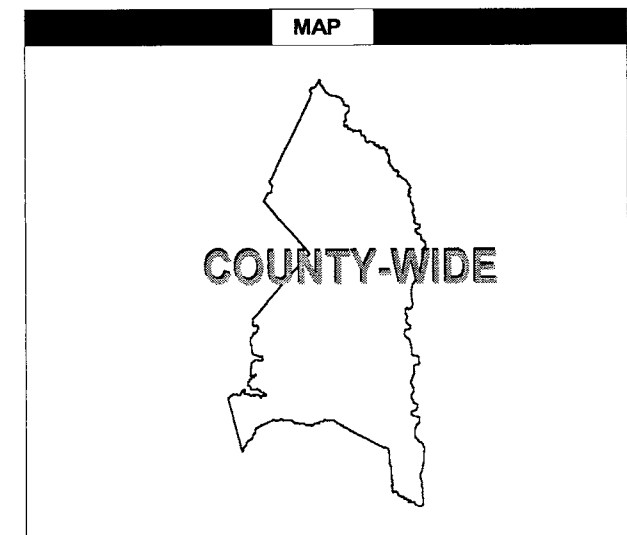
FUNDING SCHEDULE (000,S)											
STATE	694	694	0	0	0	0	0	0	0	0	0
SW BDS	26726	14508	622	11596	2421	1675	1875	1875	1875	1875	0
OTHER	2096	1896	0	200	0	200	0	0	0	0	0
TOTAL	29516	17098	622	11796	2421	1875	1875	1875	1875	1875	0

DESCRIPTION AND JUSTIFICATION
<p>DESCRIPTION: This program consists of flood protection and drainage relief projects whose estimated cost is less than \$500,000. Eligible projects will correct home flooding; alleviate road flooding; correct residential yard drainage deficiencies. Also included are municipal participation, stormdrain acceptance projects and flood warning systems. All projects promote livable communities initiatives. When possible, water quality enhancements will be incorporated. Rights-of-way from property owners directly benefiting from project improvements must be obtained at no cost to the County.</p> <p>JUSTIFICATION: This program provides a "find it - fix it" capability to correct deficiencies which can not be corrected through the County's Department of Public Works & Transportation maintenance program. "Other" funding comes from Ad Valorem tax contributions and State Revolving Loan Program funds that have been distributed to individual flood protection sub-projects established in the financial system for record keeping purposes.</p>

OPERATING IMPACT (000,S)	
DEBT SERVICE	2405
MAINTENANCE COSTS	0
OPERATING COSTS	0
TOTAL	2405
COST SAVINGS	0

APPROPRIATION DATA (000,S)	
YEAR FIRST IN CIP	FY 1986
YEAR FIRST IN CAPITAL BUDGET	FY 1986
CURRENT AUTH. THRU	FY 06 29516
CUMULATIVE APPROP. THRU	FY 06 20141
APPROPRIATION REQUESTED	0
BONDS SOLD	15130
OTHER FUNDS	2590
TOTAL FUNDS RECEIVED	17720
EXPENDITURES & ENCUMBRANCES	17538
UNENCUMBERED BALANCE	182

PROJECT STATUS	
LAND STATUS	Alignment Not Selected
PROJECT STATUS	Under Construction
PERCENT COMPLETED	50
ESTIMATED COMPLETION DATE	06/2011



THE PRINCE GEORGE'S COUNTY FY 2006-2011 APPROVED CAPITAL IMPROVEMENT PROGRAM

CIP ID NO.	PROJECT NAME	AGENCY
DV541435	MAJOR RECONSTRUCTION PROGRAM (DPW&T)	STORMWATER MGT DIST

LOCATION AND CLASSIFICATION			
COUNCIL DIST	Multi-District	STATUS	Revised
PLANNING AREA	Not Applicable	CLASS	Replacement
ADDRESS	County-wide	FUNCTION	Storm Drainage

EXPENDITURE SCHEDULE (000,S)											
	TOTAL	THRU FY 04	EST. FY 05	TOTAL 6 YRS	BUD YR FY 06	FY 07	FY 08	FY 09	FY 10	FY 11	BEYOND 6 YRS
PLANS	1321	621	100	600	100	100	100	100	100	100	0
LAND	197	197	0	0	0	0	0	0	0	0	0
CONST	9035	4475	550	4010	1710	700	400	400	400	400	0
EQUIP	0	0	0	0	0	0	0	0	0	0	0
OTHER	0	0	0	0	0	0	0	0	0	0	0
TOTAL	10553	5293	650	4610	1810	800	500	500	500	500	0

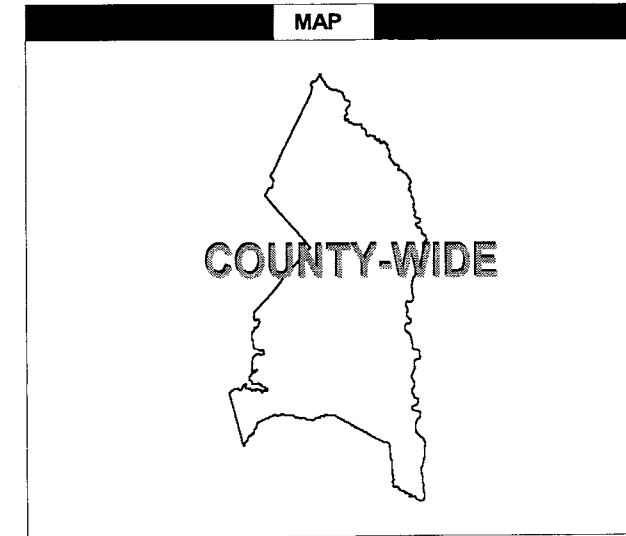
FUNDING SCHEDULE (000,S)											
SW BDS	8966	4849	657	3460	660	800	500	500	500	500	0
OTHER	1587	1587	0	0	0	0	0	0	0	0	0
TOTAL	10553	6436	657	3460	660	800	500	500	500	500	0

DESCRIPTION AND JUSTIFICATION
<p>DESCRIPTION: This ongoing program by the Department of Public Works and Transportation will redesign, reconstruct and rehabilitate major drainage and flood control projects throughout the County.</p> <p>JUSTIFICATION: A number of flood control projects constructed prior to 1975 require modifications to correct structural deficiencies, improve flow capacity, alleviate environmental impacts and improve overall safety. The pumping station overhauls are being pursued in order to minimize possible pump failure during flooding emergencies. FY 2006 funds in the amount of \$500,000 will be used on projects that relieve residential lot groundwater / sump pump problems by providing "tie-in" opportunities to public drainage systems in road rights-of-way.</p>

OPERATING IMPACT (000,S)	
DEBT SERVICE	807
MAINTENANCE COSTS	0
OPERATING COSTS	0
TOTAL	807
COST SAVINGS	0

APPROPRIATION DATA (000,S)	
YEAR FIRST IN CIP	FY 1993
YEAR FIRST IN CAPITAL BUDGET	FY 1993
CURRENT AUTH. THRU	FY 06 10553
CUMULATIVE APPROP. THRU	FY 06 7753
APPROPRIATION REQUESTED	0
BONDS SOLD	5506
OTHER FUNDS	1587
TOTAL FUNDS RECEIVED	7093
EXPENDITURES & ENCUMBRANCES	5943
UNENCUMBERED BALANCE	1150

PROJECT STATUS	
LAND STATUS	Publicly Owned Land
PROJECT STATUS	Under Construction
PERCENT COMPLETED	50
ESTIMATED COMPLETION DATE	06/2011



THE PRINCE GEORGE'S COUNTY FY 2006-2011 APPROVED CAPITAL IMPROVEMENT PROGRAM

CIP ID NO.	PROJECT NAME	AGENCY
DV541265	OXON RUN FLOOD CONTROL STRUCTURES	STORMWATER MGT DIST

LOCATION AND CLASSIFICATION			
COUNCIL DIST	Seven	STATUS	Continued
PLANNING AREA	Not Applicable	CLASS	New Construction
ADDRESS	Oxon Run Watershed	FUNCTION	Storm Drainage

EXPENDITURE SCHEDULE (000,S)											
	TOTAL	THRU FY 04	EST. FY 05	TOTAL 6 YRS	BUD YR FY 06	FY 07	FY 08	FY 09	FY 10	FY 11	BEYOND 6 YRS
PLANS	1076	26	150	900	100	200	150	150	150	150	0
LAND	0	0	0	0	0	0	0	0	0	0	0
CONST	8348	843	551	6954	1654	1100	1100	1100	1000	1000	0
EQUIP	0	0	0	0	0	0	0	0	0	0	0
OTHER	0	0	0	0	0	0	0	0	0	0	0
TOTAL	9424	869	701	7854	1754	1300	1250	1250	1150	1150	0

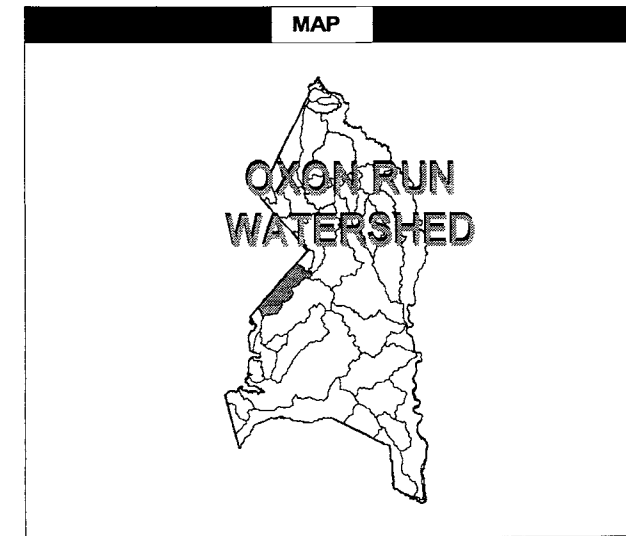
FUNDING SCHEDULE (000,S)												
	STATE	SW BDS	OTHER	TOTAL	STATE	SW BDS	OTHER	TOTAL	STATE	SW BDS	OTHER	TOTAL
	779	779	0	0	0	0	0	0	0	0	0	0
	7783	1683	0	6100	0	1300	1250	1250	1150	1150	0	0
	862	862	0	0	0	0	0	0	0	0	0	0
TOTAL	9424	3324	0	6100	0	1300	1250	1250	1150	1150	0	0

DESCRIPTION AND JUSTIFICATION
<p>DESCRIPTION: This is a Priority I Corrective Project which involves constructing floodwalls, channels, and ditches as well as replacing and modifying road culverts. In addition, 21 structures will be floodproofed and several stormwater management basins will be constructed. These measures will be undertaken within the mostly urbanized Oxon Run Watershed.</p> <p>JUSTIFICATION: The Oxon Run Comprehensive Watershed Management Plan identified these alternatives as an effective method of alleviating both current and future flooding and water quality problems within the watershed. These measures will help protect the lives and property of the citizens who live in the watershed from the hazards of flooding. "Other" sources include funding from the State revolving Loan Program (\$550,000). These funds have been distributed to sub-projects in the financial system for record keeping purposes.</p>

OPERATING IMPACT (000,S)	
DEBT SERVICE	700
MAINTENANCE COSTS	0
OPERATING COSTS	0
TOTAL	700
COST SAVINGS	0

APPROPRIATION DATA (000,S)	
YEAR FIRST IN CIP	FY 1993
YEAR FIRST IN CAPITAL BUDGET	FY 1993
CURRENT AUTH. THRU	FY 06 9424
CUMULATIVE APPROP. THRU	FY 06 3324
APPROPRIATION REQUESTED	0
BONDS SOLD	1683
OTHER FUNDS	1641
TOTAL FUNDS RECEIVED	3324
EXPENDITURES & ENCUMBRANCES	1570
UNENCUMBERED BALANCE	1754

PROJECT STATUS	
LAND STATUS	Site Selected Only
PROJECT STATUS	Design Stage
PERCENT COMPLETED	20
ESTIMATED COMPLETION DATE	06/2011



THE PRINCE GEORGE'S COUNTY FY 2006-2011 APPROVED CAPITAL IMPROVEMENT PROGRAM

CIP ID NO.	PROJECT NAME	AGENCY
DV540655	STORMWATER CONTINGENCY FUND	STORMWATER MGT DIST

LOCATION AND CLASSIFICATION			
COUNCIL DIST	Multi-District	STATUS	Continued
PLANNING AREA	Not Applicable	CLASS	Non Construction
ADDRESS	County-wide	FUNCTION	Storm Drainage

EXPENDITURE SCHEDULE (000,S)											
	TOTAL	THRU FY 04	EST. FY 05	TOTAL 6 YRS	BUD YR FY 06	FY 07	FY 08	FY 09	FY 10	FY 11	BEYOND 6 YRS
PLANS	0	0	0	0	0	0	0	0	0	0	0
LAND	0	0	0	0	0	0	0	0	0	0	0
CONST	1450	0	450	1000	1000	0	0	0	0	0	0
EQUIP	0	0	0	0	0	0	0	0	0	0	0
OTHER	0	0	0	0	0	0	0	0	0	0	0
TOTAL	1450	0	450	1000	1000	0	0	0	0	0	0

FUNDING SCHEDULE (000,S)											
OTHER	1450	288	162	1000	1000	0	0	0	0	0	0
TOTAL	1450	288	162	1000	1000	0	0	0	0	0	0

DESCRIPTION AND JUSTIFICATION
<p>DESCRIPTION: This fund will provide a source of additional appropriations for possible cost overruns of funded projects in the capital program and for new projects unforeseen at the time the capital improvement program (CIP) is approved. This project will authorize the County Executive to approve appropriation transfers up to \$150,000 to previously authorized projects. New project authorizations will require the approval of a majority of the Council.</p> <p>JUSTIFICATION: Estimates used for programming are sometimes lower than the final design, land acquisition and construction cost due to unforeseen inflation and other problems which are difficult to foresee. "Other" funds will come from transfers from projects having a balance subsequent to their completion, or from storm water operating funds.</p>

OPERATING IMPACT (000,S)	
DEBT SERVICE	0
MAINTENANCE COSTS	0
OPERATING COSTS	0
TOTAL	0
COST SAVINGS	0

APPROPRIATION DATA (000,S)	
YEAR FIRST IN CIP	FY 1989
YEAR FIRST IN CAPITAL BUDGET	FY 1989
CURRENT AUTH. THRU	FY 06 1450
CUMULATIVE APPROP. THRU	FY 06 1450
APPROPRIATION REQUESTED	0
BONDS SOLD	0
OTHER FUNDS	450
TOTAL FUNDS RECEIVED	450
EXPENDITURES & ENCUMBRANCES	450
UNENCUMBERED BALANCE	0

PROJECT STATUS	
LAND STATUS	No Land Involved
PROJECT STATUS	Not Applicable
PERCENT COMPLETED	0
ESTIMATED COMPLETION DATE	06/2006

